

METEOROLOGICAL DEPARTMENT CURAÇAO CLIMATOLOGICAL SUMMARY

Week 2

Week Starting:	11-Jan	2016
Week Ending:	17-Jan	2016

Station: HATO, Airport

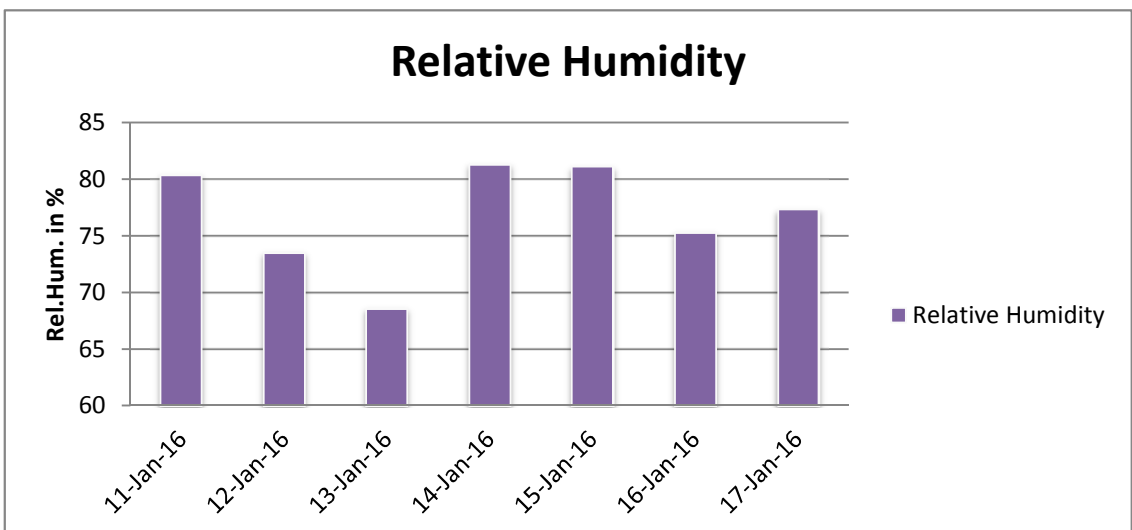
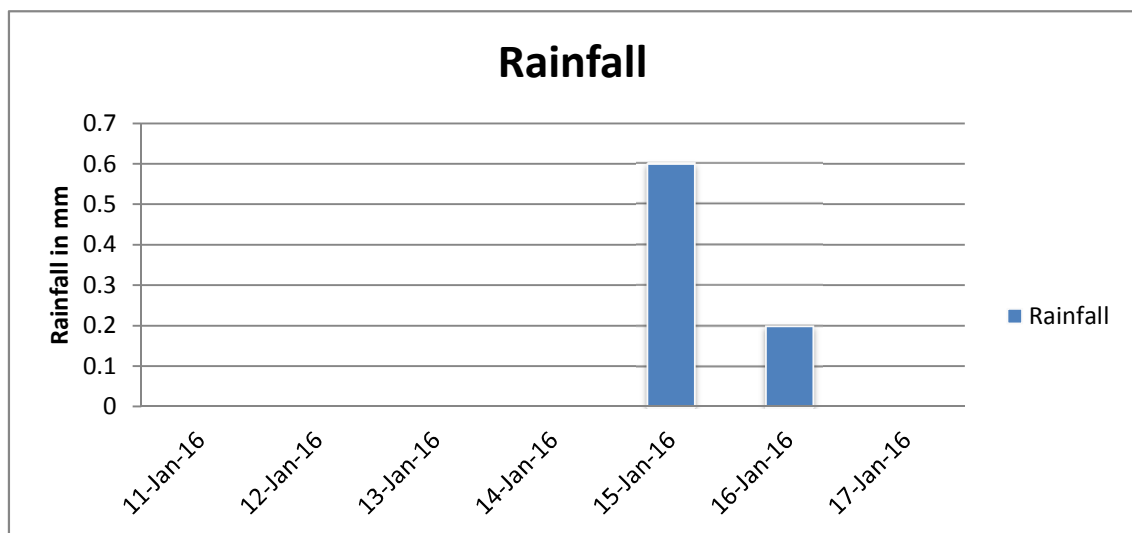
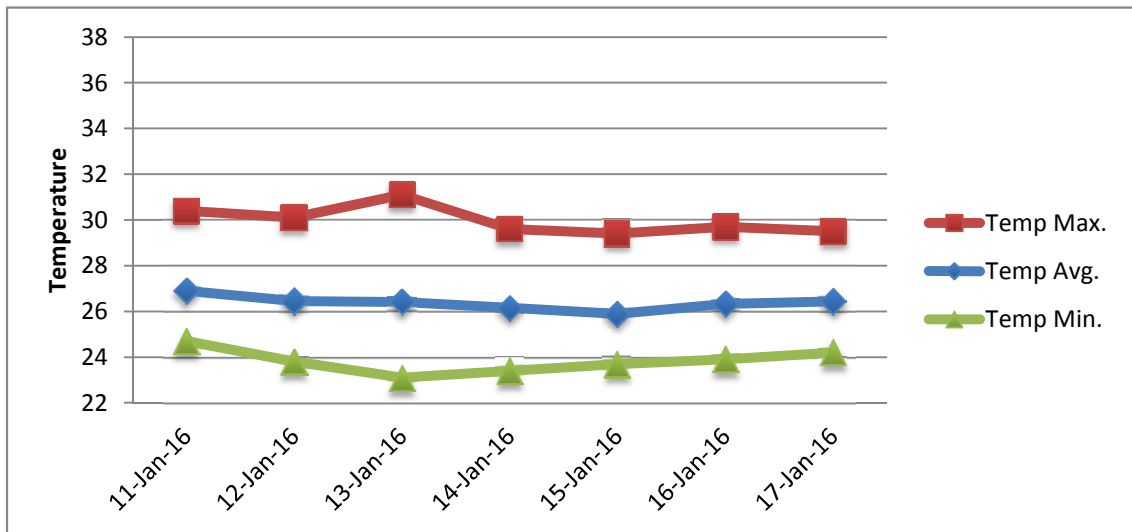
RAIN			DATE	TIME
Rainfall total	0.8	mm	-	-
Rainfall 24 hour's maximum	0.6	mm	15-Jan-16	-
Rainfall amount of days >= 1.0 mm	-		-	-
Rainfall cumulative	0.8	mm	-	-
TEMPERATURE				
Temperature weekly average	26.4	°C	-	-
Temperature weekly max. average	30.0	°C	-	-
Temperature absolute max.	31.1	°C	13-Jan-16	14:47
Temperature weekly min. average	23.8	°C	-	-
Temperature absolute min.	23.1	°C	13-Jan-16	5:52
Relative humidity weekly average	76.8	%	-	-
WIND				
Wind speed weekly average	9.7	kts	-	-
Wind speed average max.	20.3	kts	-	-
Wind speed absolute max.	24	kts	13-Jan-16	12:44
Wind vector weekly average	119	°	-	-
Wind energy potential total *	13,129	KWhr / m ²	-	-
Wind energy weekly average *	1876	Whr / m ² /day	-	-
Wind energy potential maximum *	2679	Whr / m ² /day	-	-
Wind energy potential minimum *	548	Whr / m ² /day	-	-
EVAPORATION				
Evaporation daily average	5.94	mm	-	-
Evaporation weekly total	41.56	mm	-	-
Evaporation maximum	8.68	mm	13-Jan-16	-
SUNSHINE				
Sunshine duration weekly average	9 hrs	27 min	-	-
Sunshine absolute max.	10 hrs	42 min	16-Jan-16	-
Sunshine absolute min.	7 hrs	6 min	14-Jan-16	-
Solar radiation weekly average	-	Whr / m ² /day	-	-
Solar radiation absolute max.	-	Whr / m ² /day	-	-
Solar radiation absolute min.	-	Whr / m ² /day	-	-
REMARKS				

* Wind energy at a height of 10 m for windspeeds of 4 m/s or more.

_ Blank field - No data available



METEOROLOGICAL DEPARTMENT CURAÇAO CLIMATOLOGICAL SUMMARY



METEOROLOGICAL DEPARTMENT CURAÇAO CLIMATOLOGICAL SUMMARY

