

METEOROLOGICAL DEPARTMENT CURAÇAO CLIMATOLOGICAL SUMMARY

Week 3

Week Starting:	18-Jan	2016
Week Ending:	24-Jan	2016

Station: HATO, Airport

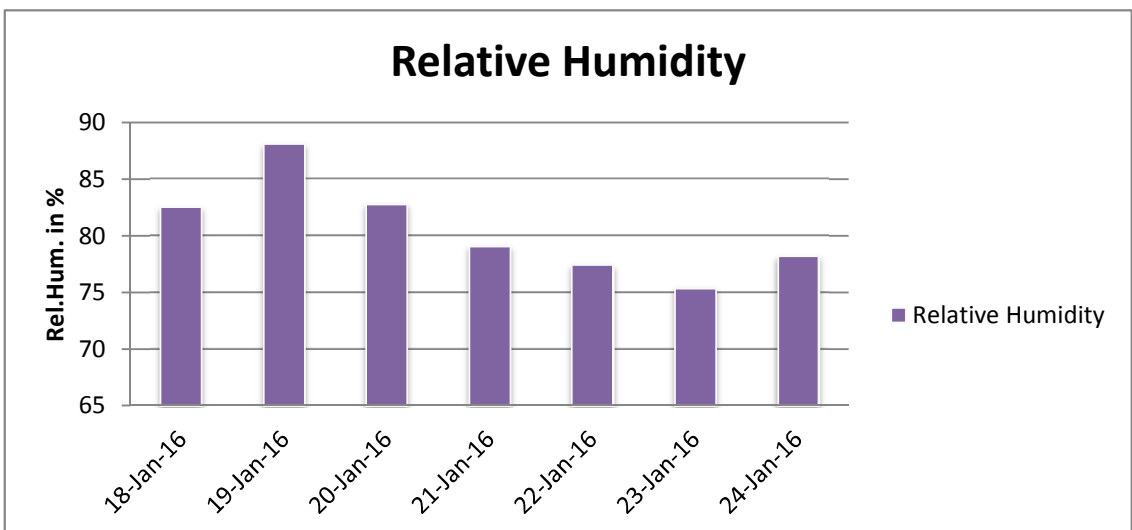
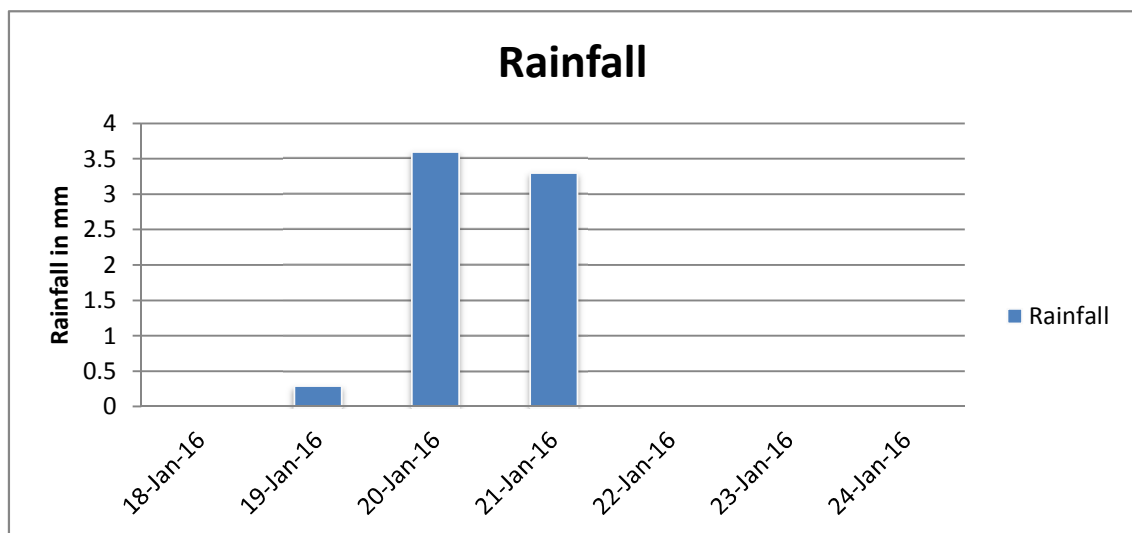
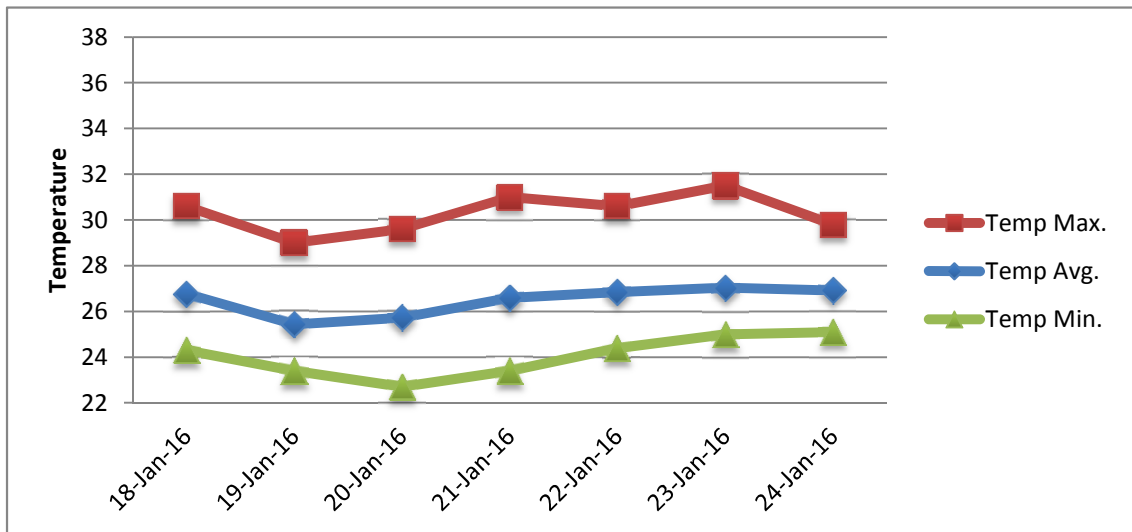
RAIN			DATE	TIME
Rainfall total	7.2	mm	-	-
Rainfall 24 hour's maximum	3.6	mm	20-Jan-16	-
Rainfall amount of days >= 1.0 mm	2		-	-
Rainfall cumulative	8.0	mm	-	-
TEMPERATURE				
Temperature weekly average	26.5	°C	-	-
Temperature weekly max. average	30.3	°C	-	-
Temperature absolute max.	31.5	°C	23-Jan-16	12:14
Temperature weekly min. average	24.0	°C	-	-
Temperature absolute min.	22.7	°C	20-Jan-16	4:26
Relative humidity weekly average	80.5	%	-	-
WIND				
Wind speed weekly average	10.3	kts	-	-
Wind speed average max.	24.4	kts	-	-
Wind speed absolute max.	29	kts	23-Jan-16	12:19
Wind vector weekly average	116	°	-	-
Wind energy potential total *	19,099	KWhr / m ²	-	-
Wind energy weekly average *	2728	Whr / m ² /day	-	-
Wind energy potential maximum *	6072	Whr / m ² /day	-	-
Wind energy potential minimum *	715	Whr / m ² /day	-	-
EVAPORATION				
Evaporation daily average	6.14	mm	-	-
Evaporation weekly total	42.97	mm	-	-
Evaporation maximum	10.42	mm	23-Jan-16	-
SUNSHINE				
Sunshine duration weekly average	9 hrs	23 min	-	-
Sunshine absolute max.	10 hrs	36 min	23-Jan-16	-
Sunshine absolute min.	3 hrs	48 min	19-Jan-16	-
Solar radiation weekly average	-	Whr / m ² /day	-	-
Solar radiation absolute max.	-	Whr / m ² /day	-	-
Solar radiation absolute min.	-	Whr / m ² /day	-	-
REMARKS				

* Wind energy at a height of 10 m for windspeeds of 4 m/s or more.

_ Blank field - No data available



METEOROLOGICAL DEPARTMENT CURAÇAO CLIMATOLOGICAL SUMMARY



METEOROLOGICAL DEPARTMENT CURAÇAO CLIMATOLOGICAL SUMMARY

