

METEOROLOGICAL DEPARTMENT CURAÇAO CLIMATOLOGICAL SUMMARY

Week 8

Week Starting:	22-Feb	2016
Week Ending:	28-Feb	2016

Station: HATO, Airport

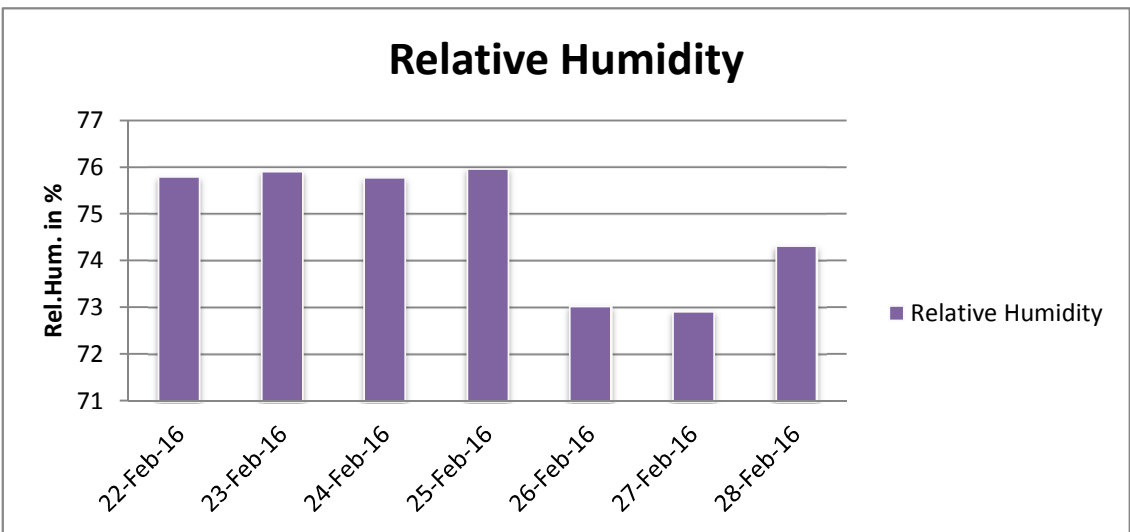
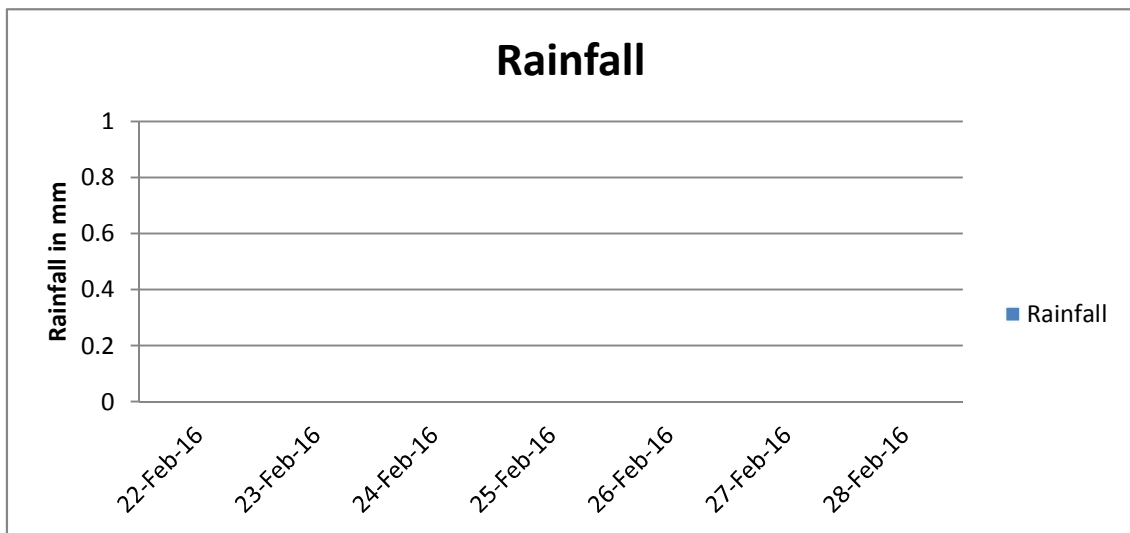
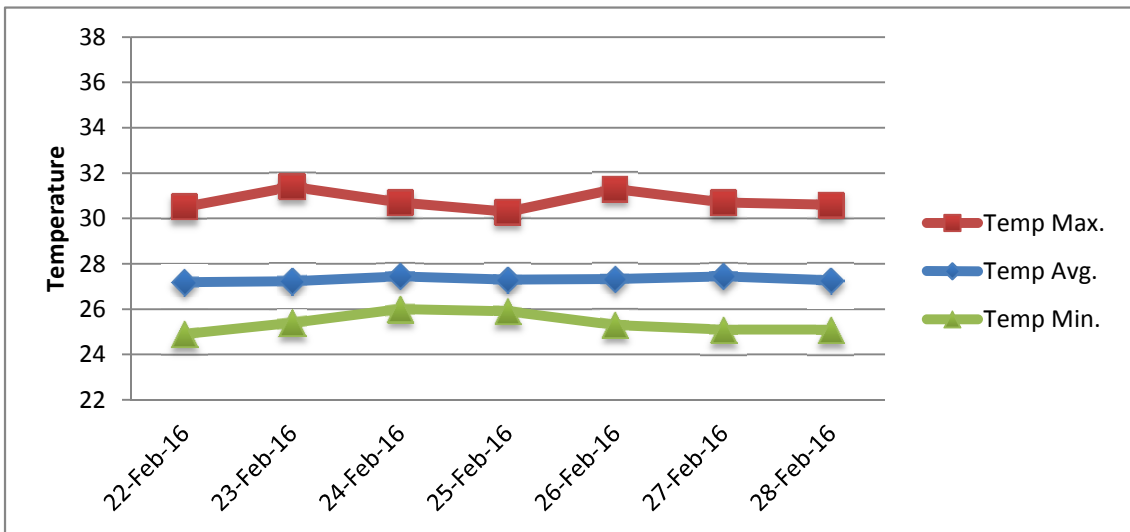
RAIN			DATE	TIME
Rainfall total	0.0	mm	-	-
Rainfall 24 hour's maximum	0.0	mm	-	-
Rainfall amount of days >= 1.0 mm	-		-	-
Rainfall cumulative	12.3	mm	-	-
TEMPERATURE				
Temperature weekly average	27.3	°C	-	-
Temperature weekly max. average	30.8	°C	-	-
Temperature absolute max.	31.4	°C	23-Feb-16	12:11
Temperature weekly min. average	25.4	°C	-	-
Temperature absolute min.	24.9	°C	22-Feb-16	1:54
Relative humidity weekly average	74.8	%	-	-
WIND				
Wind speed weekly average	13.4	kts	-	-
Wind speed average max.	24.6	kts	-	-
Wind speed absolute max.	30	kts	24-Feb-16	12:10
Wind vector weekly average	94	°	-	-
Wind energy potential total *	34,508	KWhr / m ²	-	-
Wind energy weekly average *	4930	Whr / m ² / day	-	-
Wind energy potential maximum *	8226	Whr / m ² / day	24-Feb-16	-
Wind energy potential minimum *	2970	Whr / m ² / day	22-Feb-16	-
EVAPORATION				
Evaporation daily average	8.56	mm	-	-
Evaporation weekly total	59.95	mm	-	-
Evaporation maximum	10.11	mm	24-Feb-16	-
SUNSHINE				
Sunshine duration weekly average	10 hrs	32 min	-	-
Sunshine absolute max.	10 hrs	54 min	23-Feb-16	-
Sunshine absolute min.	9 hrs	24 min	24-Feb-16	-
Solar radiation weekly average	-	Whr / m ² / day	-	-
Solar radiation absolute max.	-	Whr / m ² / day	-	-
Solar radiation absolute min.	-	Whr / m ² / day	-	-
REMARKS				

* Wind energy at a height of 10 m for windspeeds of 4 m/s or more.

_ Blank field - No data available



METEOROLOGICAL DEPARTMENT CURAÇAO CLIMATOLOGICAL SUMMARY



METEOROLOGICAL DEPARTMENT CURAÇAO CLIMATOLOGICAL SUMMARY

