

# METEOROLOGICAL DEPARTMENT CURAÇAO CLIMATOLOGICAL SUMMARY

**Week 11**

<b>Week Starting:</b>	14-Mar	2016
<b>Week Ending:</b>	20-Mar	2016

**Station: HATO, Airport**

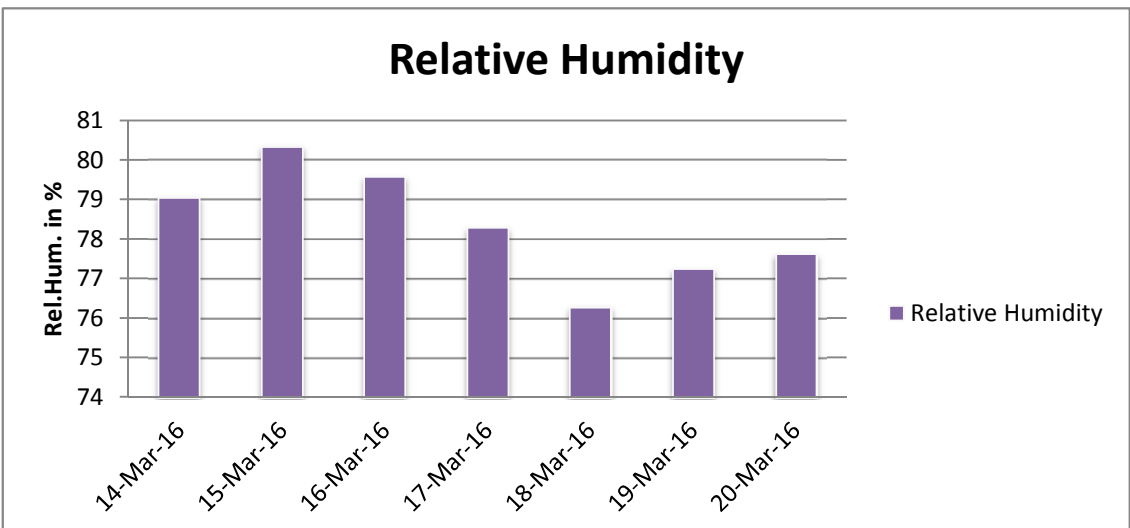
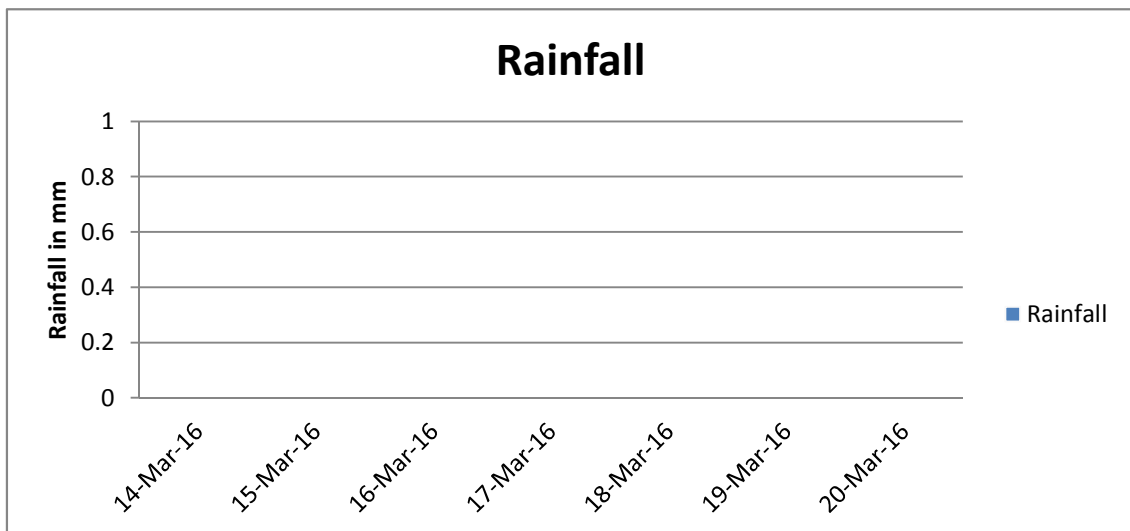
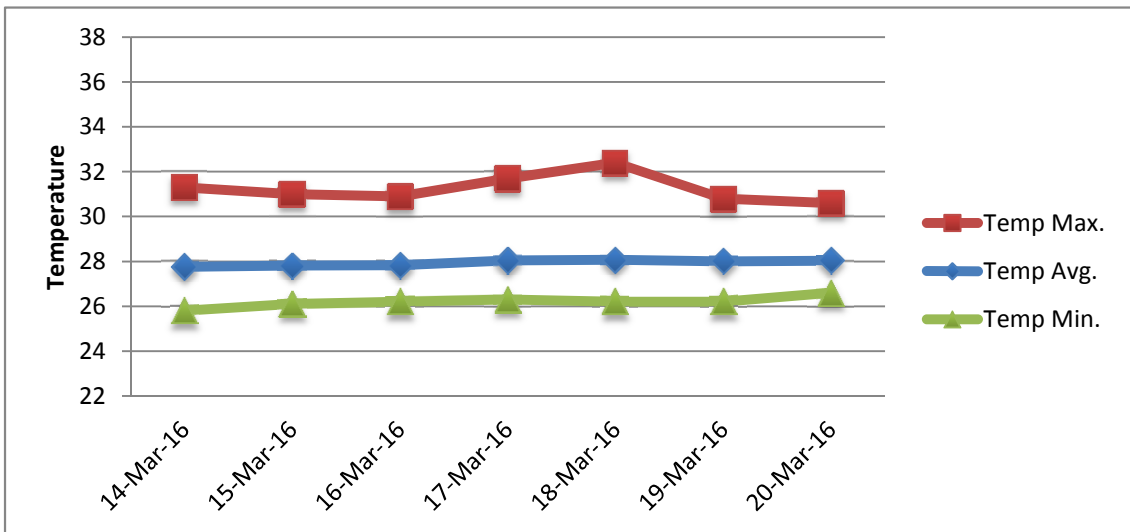
RAIN			DATE	TIME
Rainfall total	0.0	mm	-	-
Rainfall 24 hour's maximum	0.0	mm	-	-
Rainfall amount of days >= 1.0 mm	-		-	-
Rainfall cumulative	17.3	mm	-	-
TEMPERATURE				
Temperature weekly average	27.9	°C	-	-
Temperature weekly max. average	31.2	°C	-	-
Temperature absolute max.	32.4	°C	18-Mar-16	14:50
Temperature weekly min. average	26.2	°C	-	-
Temperature absolute min.	25.8	°C	14-Mar-16	2:47
Relative humidity weekly average	78.3	%	-	-
WIND				
Wind speed weekly average	13.3	kts	-	-
Wind speed average max.	23.6	kts	-	-
Wind speed absolute max.	28	kts	20-Mar-16	8:47
Wind vector weekly average	90	°	-	-
Wind energy potential total *	33,418	KWhr / m <sup>2</sup>	-	-
Wind energy weekly average *	4774	Whr / m <sup>2</sup> / day	-	-
Wind energy potential maximum *	7701	Whr / m <sup>2</sup> / day	20-Mar-16	-
Wind energy potential minimum *	3104	Whr / m <sup>2</sup> / day	15-Mar-16	-
EVAPORATION				
Evaporation daily average	8.54	mm	-	-
Evaporation weekly total	59.75	mm	-	-
Evaporation maximum	9.88	mm	19-Mar-16	-
SUNSHINE				
Sunshine duration weekly average	9 hrs	23 min	-	-
Sunshine absolute max.	10 hrs	18 min	19-Mar-16	-
Sunshine absolute min.	8 hrs	48 min	15-Mar-16	-
Solar radiation weekly average	6116	Whr / m <sup>2</sup> / day	-	-
Solar radiation absolute max.	6703	Whr / m <sup>2</sup> / day	-	-
Solar radiation absolute min.	5467	Whr / m <sup>2</sup> / day	-	-
REMARKS				

\* Wind energy at a height of 10 m for windspeeds of 4 m/s or more.

\_ Blank field - No data available



# METEOROLOGICAL DEPARTMENT CURAÇAO CLIMATOLOGICAL SUMMARY



# METEOROLOGICAL DEPARTMENT CURAÇAO CLIMATOLOGICAL SUMMARY

