

METEOROLOGICAL DEPARTMENT CURAÇAO CLIMATOLOGICAL SUMMARY

Week 19

Week Starting:	9-May	2016
Week Ending:	15-May	2016

Station: HATO, Airport

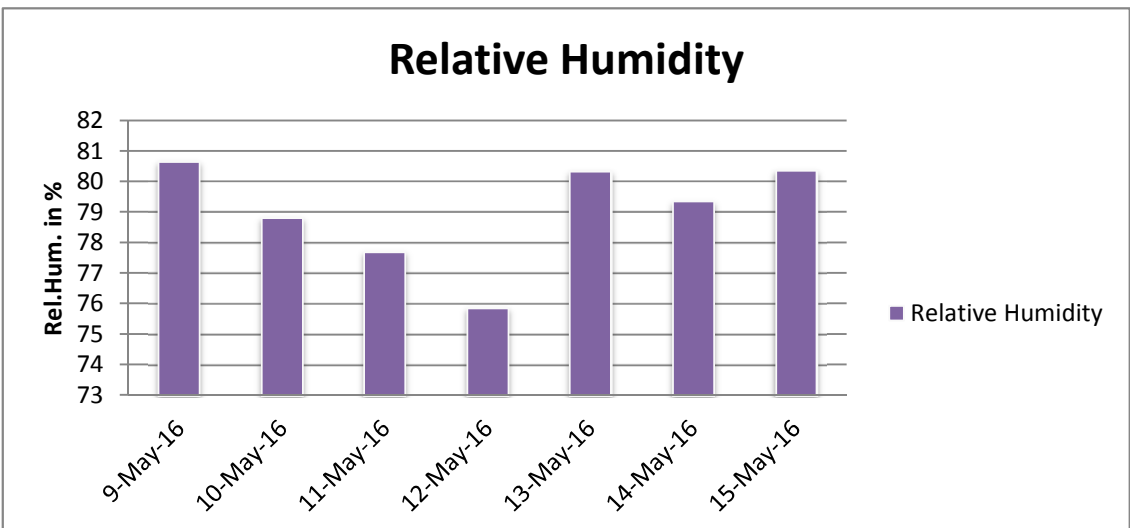
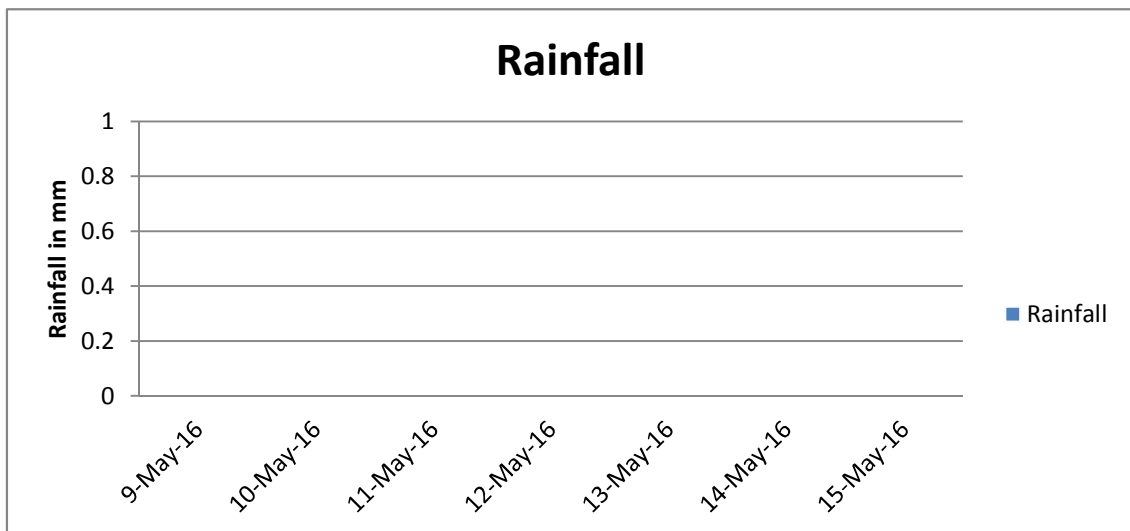
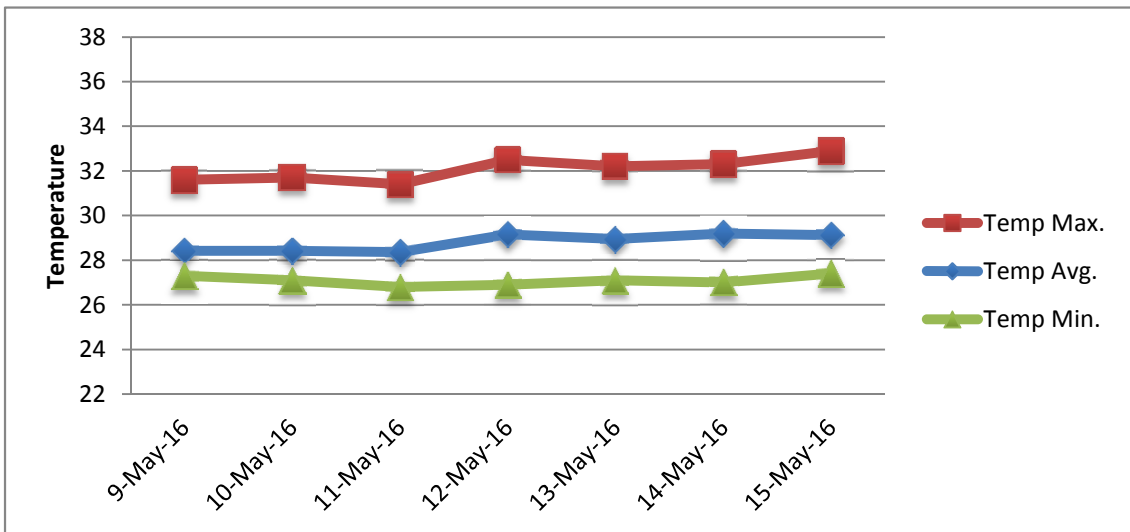
RAIN			DATE	TIME
Rainfall total	0.0	mm	-	-
Rainfall 24 hour's maximum	0.0	mm	-	-
Rainfall amount of days >= 1.0 mm	0		-	-
Rainfall cumulative	19.3	mm	-	-
TEMPERATURE				
Temperature weekly average	28.8	°C	-	-
Temperature weekly max. average	32.1	°C	-	-
Temperature absolute max.	32.9	°C	15-May-16	13:03
Temperature weekly min. average	27.1	°C	-	-
Temperature absolute min.	26.8	°C	11-May-16	5:26
Relative humidity weekly average	79.0	%	-	-
WIND				
Wind speed weekly average	12.6	kts	-	-
Wind speed average max.	24.0	kts	-	-
Wind speed absolute max.	29	kts	15-May-16	12:44
Wind vector weekly average	90	°	-	-
Wind energy potential total *	28,598	KWhr / m ²	-	-
Wind energy weekly average *	4085	Whr / m ² /day	-	-
Wind energy potential maximum *	5966	Whr / m ² /day	14-May-16	-
Wind energy potential minimum *	2751	Whr / m ² /day	12-May-16	-
EVAPORATION				
Evaporation daily average	7.92	mm	-	-
Evaporation weekly total	55.47	mm	-	-
Evaporation maximum	11.21	mm	9-May-16	-
SUNSHINE				
Sunshine duration weekly average	7 hrs	28 min	-	-
Sunshine absolute max.	10 hrs	54 min	12-May-16	-
Sunshine absolute min.	2 hrs	48 min	11-May-16	-
Solar radiation weekly average	4772	Whr / m ² /day	-	-
Solar radiation absolute max.	6809	Whr / m ² /day	-	-
Solar radiation absolute min.	3155	Whr / m ² /day	-	-
REMARKS				

* Wind energy at a height of 10 m for windspeeds of 4 m/s or more.

_ Blank field - No data available



METEOROLOGICAL DEPARTMENT CURAÇAO CLIMATOLOGICAL SUMMARY



METEOROLOGICAL DEPARTMENT CURAÇAO CLIMATOLOGICAL SUMMARY

