

METEOROLOGICAL DEPARTMENT CURAÇAO CLIMATOLOGICAL SUMMARY

Week 24

Week Starting:	13-Jun	2016
Week Ending:	19-Jun	2016

Station: HATO, Airport

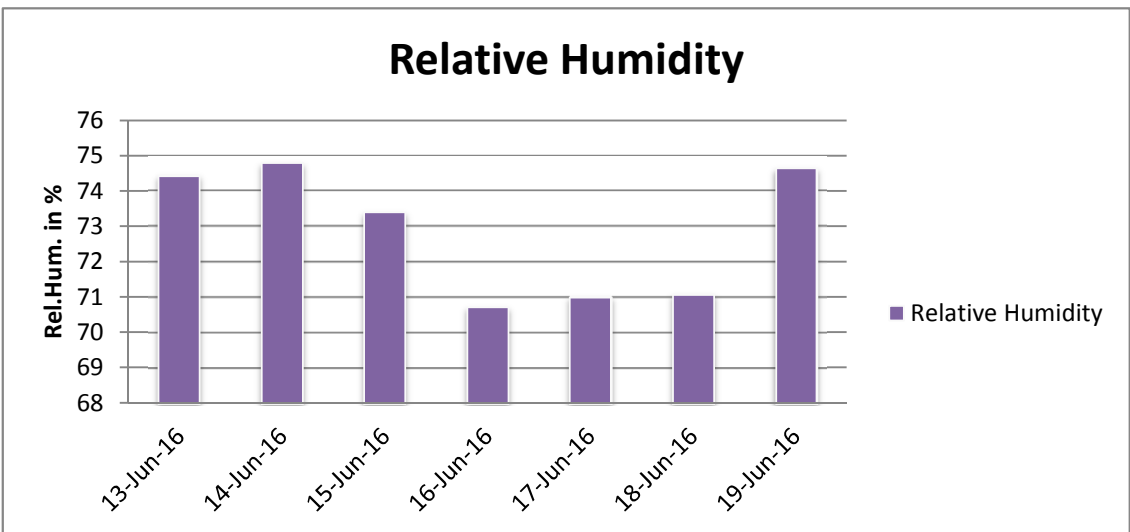
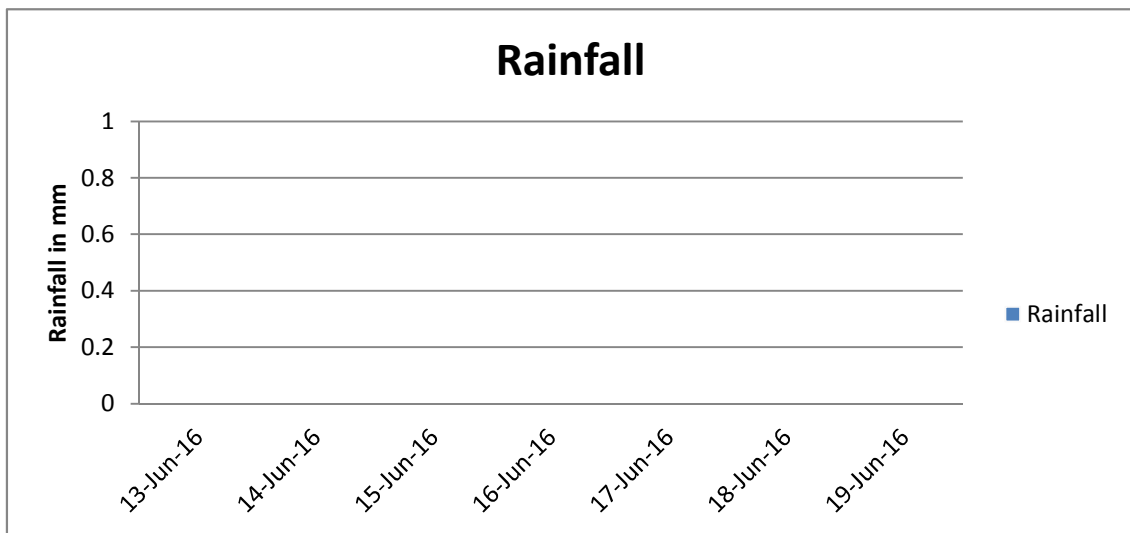
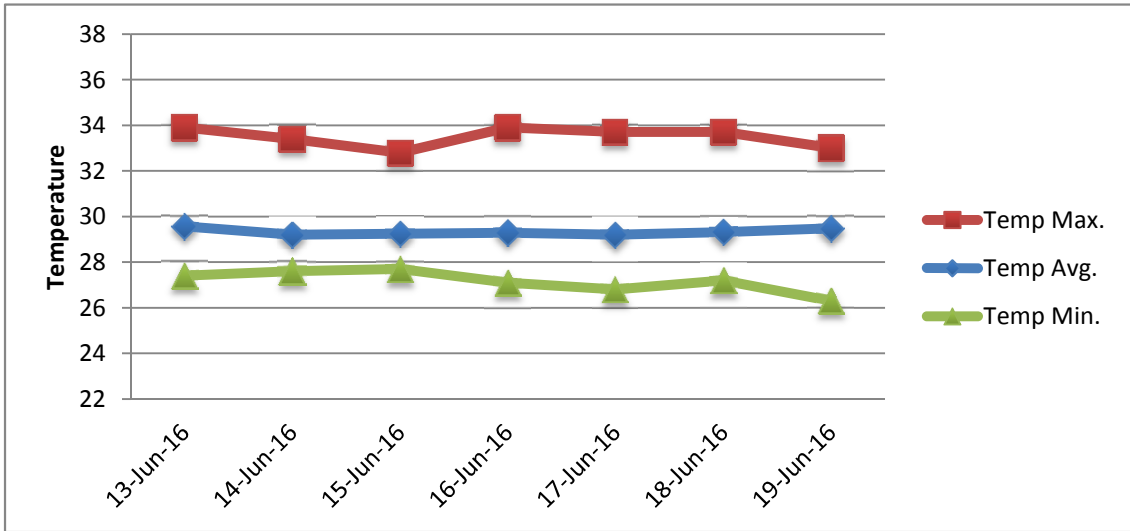
RAIN			DATE	TIME
Rainfall total	0.0	mm	-	-
Rainfall 24 hour's maximum	0.0	mm	-	-
Rainfall amount of days >= 1.0 mm	-		-	-
Rainfall cumulative	26.5	mm	-	-
TEMPERATURE				
Temperature weekly average	29.3	°C	-	-
Temperature weekly max. average	33.5	°C	-	-
Temperature absolute max.	33.9	°C	13-Jun-16	14:23
Temperature weekly min. average	27.2	°C	-	-
Temperature absolute min.	26.3	°C	19-Jun-16	1:56
Relative humidity weekly average	72.9	%	-	-
WIND				
Wind speed weekly average	14.7	kts	-	-
Wind speed average max.	28.3	kts	-	-
Wind speed absolute max.	32	kts	14-Jun-16	11:39
Wind vector weekly average	98	°	-	-
Wind energy potential total *	44,520	KWhr / m ²	-	-
Wind energy weekly average *	6360	Whr / m ² /day	-	-
Wind energy potential maximum *	7675	Whr / m ² /day	14-Jun-16	-
Wind energy potential minimum *	4252	Whr / m ² /day	19-Jun-16	-
EVAPORATION				
Evaporation daily average	9.35	mm	-	-
Evaporation weekly total	65.47	mm	-	-
Evaporation maximum	11.71	mm	18-Jun-16	-
SUNSHINE				
Sunshine duration weekly average	10 hrs	21 min	-	-
Sunshine absolute max.	11 hrs	0 min	16-Jun-16	-
Sunshine absolute min.	7 hrs	6 min	14-Jun-16	-
Solar radiation weekly average	5743	Whr / m ² /day	-	-
Solar radiation absolute max.	7264	Whr / m ² /day	-	-
Solar radiation absolute min.	3825	Whr / m ² /day	-	-
REMARKS				

* Wind energy at a height of 10 m for windspeeds of 4 m/s or more.

_ Blank field - No data available



METEOROLOGICAL DEPARTMENT CURAÇAO CLIMATOLOGICAL SUMMARY



METEOROLOGICAL DEPARTMENT CURAÇAO CLIMATOLOGICAL SUMMARY

