

METEOROLOGICAL DEPARTMENT CURAÇAO CLIMATOLOGICAL SUMMARY

Week 30

Week Starting:	25-Jul	2016
Week Ending:	31-Jul	2016

Station: HATO, Airport

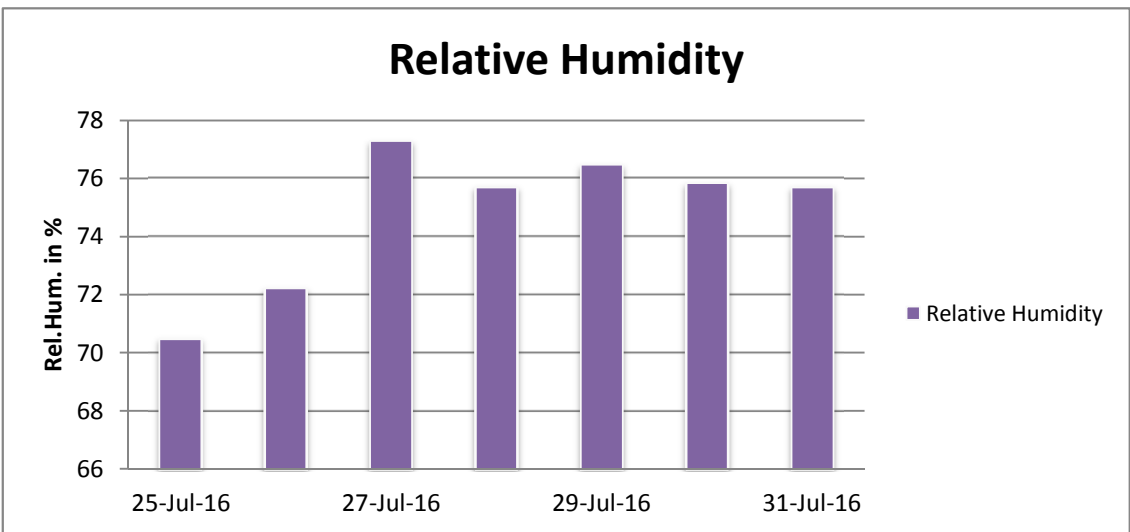
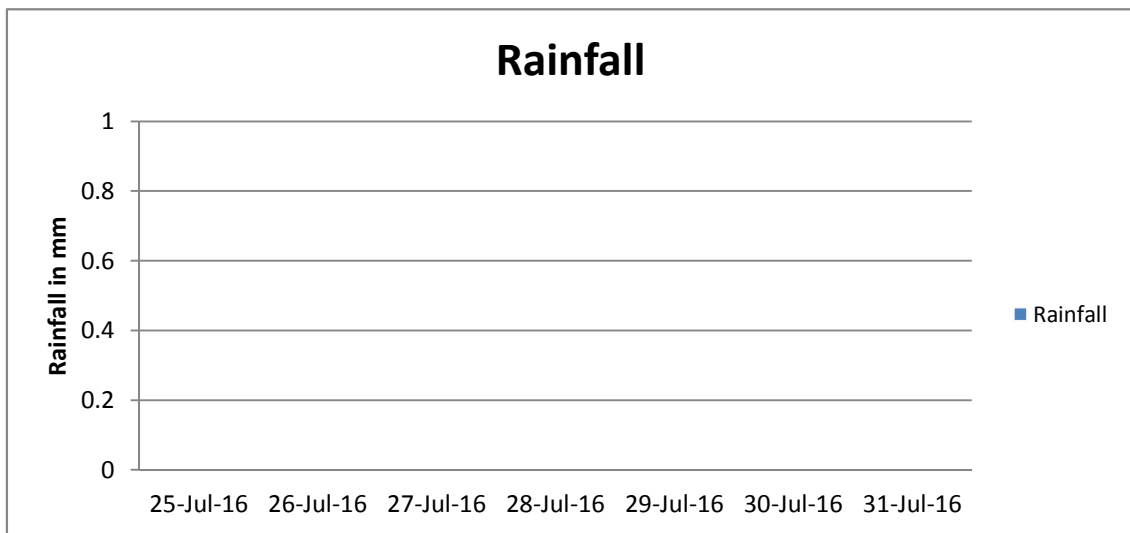
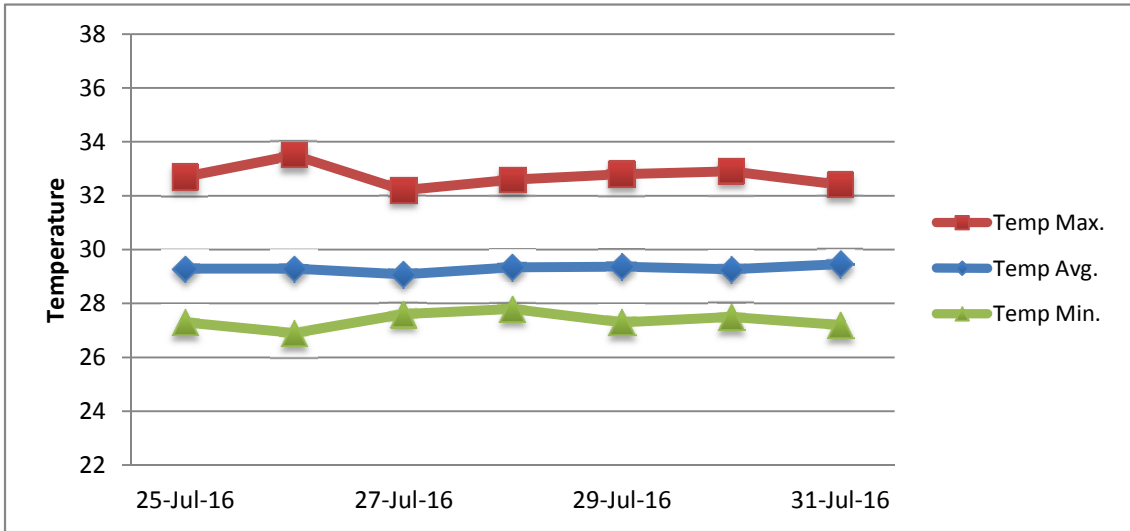
RAIN			DATE	TIME
Rainfall total	0.0	mm	-	-
Rainfall 24 hour's maximum	0.0	mm	-	-
Rainfall amount of days >= 1.0 mm	-		-	-
Rainfall cumulative	59.9	mm	-	-
TEMPERATURE				
Temperature weekly average	29.3	°C	-	-
Temperature weekly max. average	32.7	°C	-	-
Temperature absolute max.	33.5	°C	26-Jul-16	14:08
Temperature weekly min. average	27.4	°C	-	-
Temperature absolute min.	26.9	°C	26-Jul-16	5:46
Relative humidity weekly average	74.8	%	-	-
WIND				
Wind speed weekly average	12.4	kts	-	-
Wind speed average max.	22.6	kts	-	-
Wind speed absolute max.	26	kts	28-Jul-16	10:50
Wind vector weekly average	93	°	-	-
Wind energy potential total *	27,625	KWhr / m ²	-	-
Wind energy weekly average *	3946	Whr / m ² /day	-	-
Wind energy potential maximum *	5423	Whr / m ² /day	19-Jul-16	-
Wind energy potential minimum *	1450	Whr / m ² /day	23-Jul-16	-
EVAPORATION				
Evaporation daily average	8.86	mm	-	-
Evaporation weekly total	62.01	mm	-	-
Evaporation maximum	10.28	mm	26-Jul-16	-
SUNSHINE				
Sunshine duration weekly average	9 hrs	39 min	-	-
Sunshine absolute max.	10 hrs	48 min	26-Jul-16	-
Sunshine absolute min.	6 hrs	36 min	30-Jul-16	-
Solar radiation weekly average	6349	Whr / m ² /day	-	-
Solar radiation absolute max.	7382	Whr / m ² /day	-	-
Solar radiation absolute min.	5222	Whr / m ² /day	-	-
REMARKS				

* Wind energy at a height of 10 m for windspeeds of 4 m/s or more.

_ Blank field - No data available



METEOROLOGICAL DEPARTMENT CURAÇAO CLIMATOLOGICAL SUMMARY



METEOROLOGICAL DEPARTMENT CURAÇAO CLIMATOLOGICAL SUMMARY

