

# METEOROLOGICAL DEPARTMENT CURAÇAO CLIMATOLOGICAL SUMMARY

**Week 32**

|                       |        |      |
|-----------------------|--------|------|
| <b>Week Starting:</b> | 8-Aug  | 2016 |
| <b>Week Ending:</b>   | 14-Aug | 2016 |

**Station: HATO, Airport**

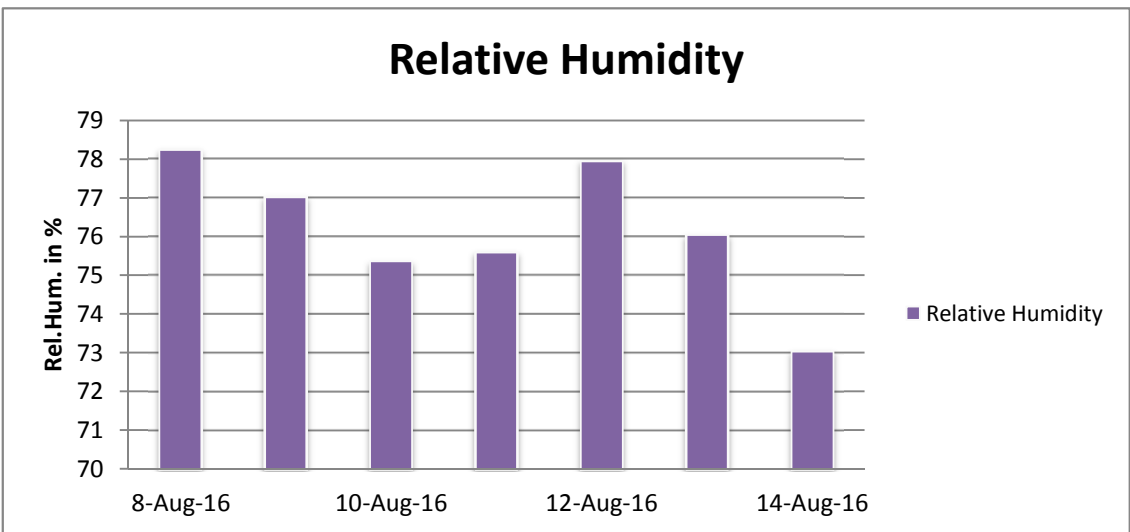

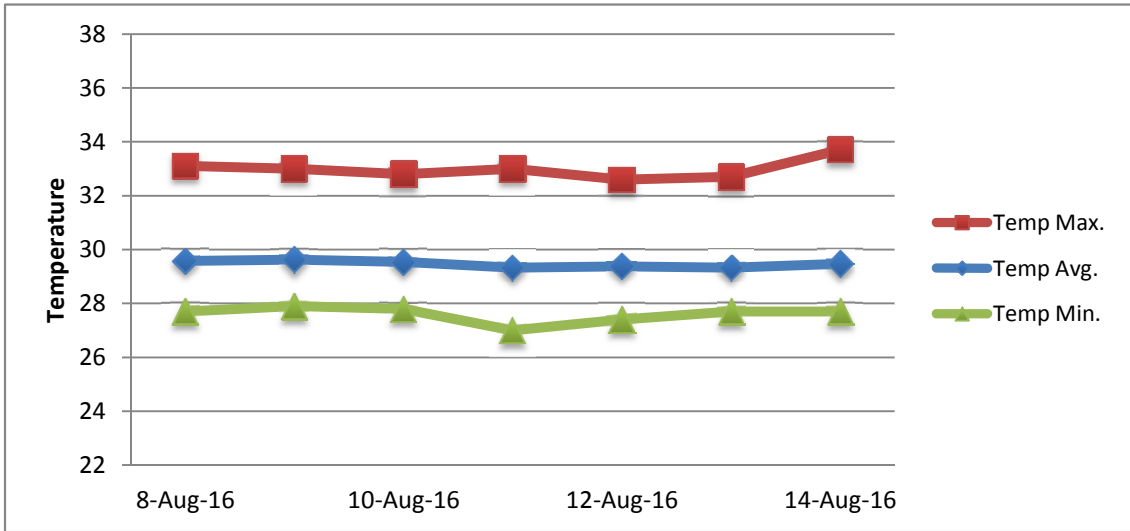
| RAIN                              |        |                           | DATE      | TIME  |
|-----------------------------------|--------|---------------------------|-----------|-------|
| Rainfall total                    | 0.0    | mm                        | -         | -     |
| Rainfall 24 hour's maximum        | 0.0    | mm                        | -         | -     |
| Rainfall amount of days >= 1.0 mm | -      |                           | -         | -     |
| Rainfall cumulative               | 62.9   | mm                        | -         | -     |
| TEMPERATURE                       |        |                           |           |       |
| Temperature weekly average        | 29.5   | °C                        | -         | -     |
| Temperature weekly max. average   | 33.0   | °C                        | -         | -     |
| Temperature absolute max.         | 33.7   | °C                        | 14-Aug-16 | 11:26 |
| Temperature weekly min. average   | 27.6   | °C                        | -         | -     |
| Temperature absolute min.         | 27.0   | °C                        | 11-Aug-16 | 2:57  |
| Relative humidity weekly average  | 76.2   | %                         | -         | -     |
| WIND                              |        |                           |           |       |
| Wind speed weekly average         | 13.0   | kts                       | -         | -     |
| Wind speed average max.           | 25.4   | kts                       | -         | -     |
| Wind speed absolute max.          | 29     | kts                       | 8-Aug-16  | 11:42 |
| Wind vector weekly average        | 93     | °                         | -         | -     |
| Wind energy potential total *     | 30,962 | KWhr / m <sup>2</sup>     | -         | -     |
| Wind energy weekly average *      | 4423   | Whr / m <sup>2</sup> /day | -         | -     |
| Wind energy potential maximum *   | 6350   | Whr / m <sup>2</sup> /day | 14-Aug-16 | -     |
| Wind energy potential minimum *   | 2678   | Whr / m <sup>2</sup> /day | 12-Aug-16 | -     |
| EVAPORATION                       |        |                           |           |       |
| Evaporation daily average         | 8.73   | mm                        | -         | -     |
| Evaporation weekly total          | 61.12  | mm                        | -         | -     |
| Evaporation maximum               | 13.24  | mm                        | 12-Aug-16 | -     |
| SUNSHINE                          |        |                           |           |       |
| Sunshine duration weekly average  | 9 hrs  | 40 min                    | -         | -     |
| Sunshine absolute max.            | 10 hrs | 54 min                    | 8-Aug-16  | -     |
| Sunshine absolute min.            | 3 hrs  | 48 min                    | 13-Aug-16 | -     |
| Solar radiation weekly average    | 6103   | Whr / m <sup>2</sup> /day | -         | -     |
| Solar radiation absolute max.     | 7078   | Whr / m <sup>2</sup> /day | -         | -     |
| Solar radiation absolute min.     | 3446   | Whr / m <sup>2</sup> /day | -         | -     |
| REMARKS                           |        |                           |           |       |
|                                   |        |                           |           |       |

\* Wind energy at a height of 10 m for windspeeds of 4 m/s or more.

\_ Blank field - No data available



# METEOROLOGICAL DEPARTMENT CURAÇAO CLIMATOLOGICAL SUMMARY



# METEOROLOGICAL DEPARTMENT CURAÇAO CLIMATOLOGICAL SUMMARY

