

# METEOROLOGICAL DEPARTMENT CURAÇAO CLIMATOLOGICAL SUMMARY

**Week 42**

<b>Week Starting:</b>	17-Oct	2016
<b>Week Ending:</b>	23-Oct	2016

**Station: HATO, Airport**

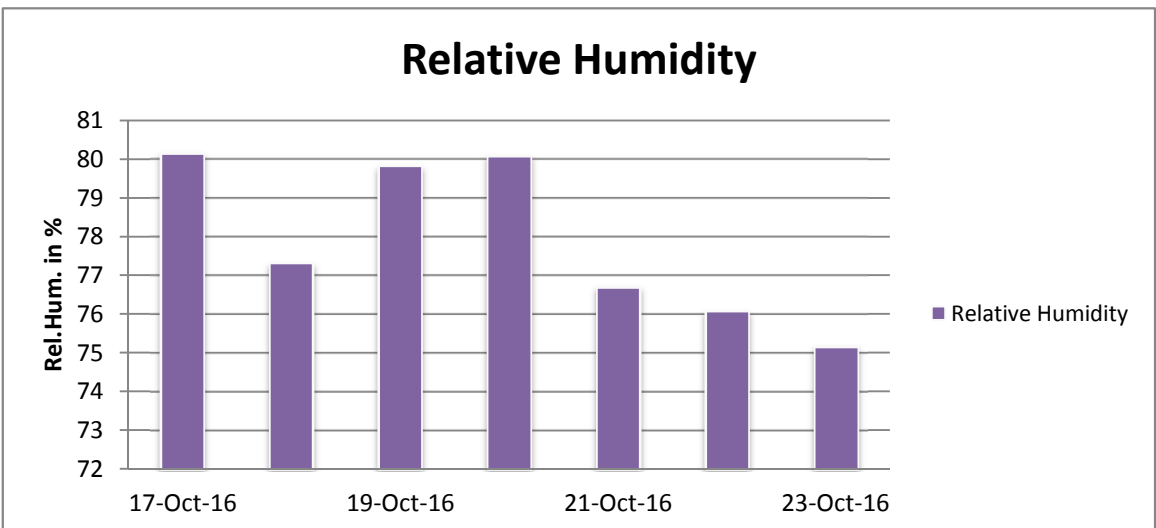
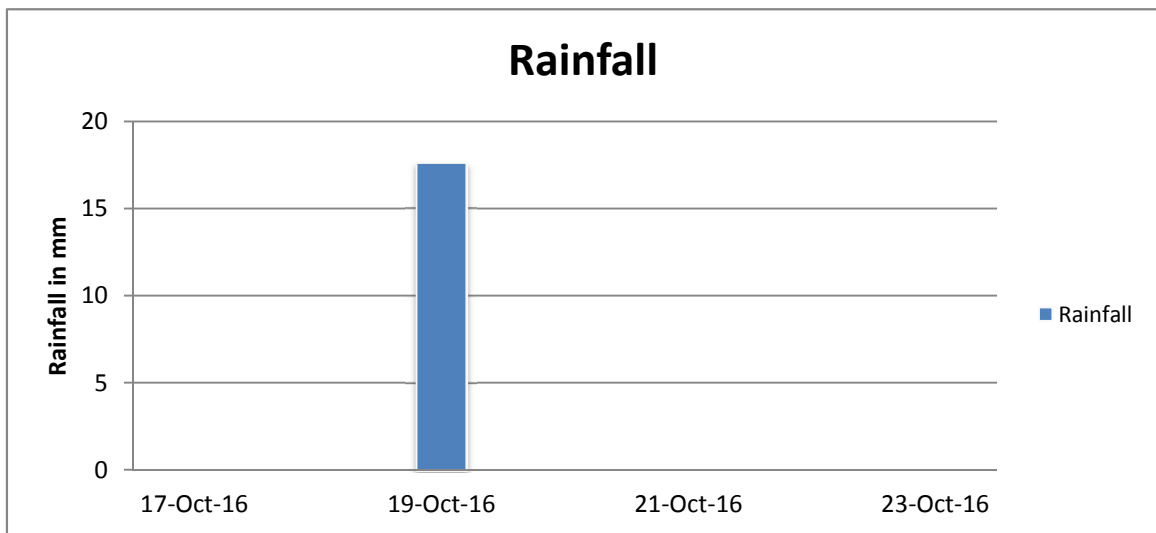
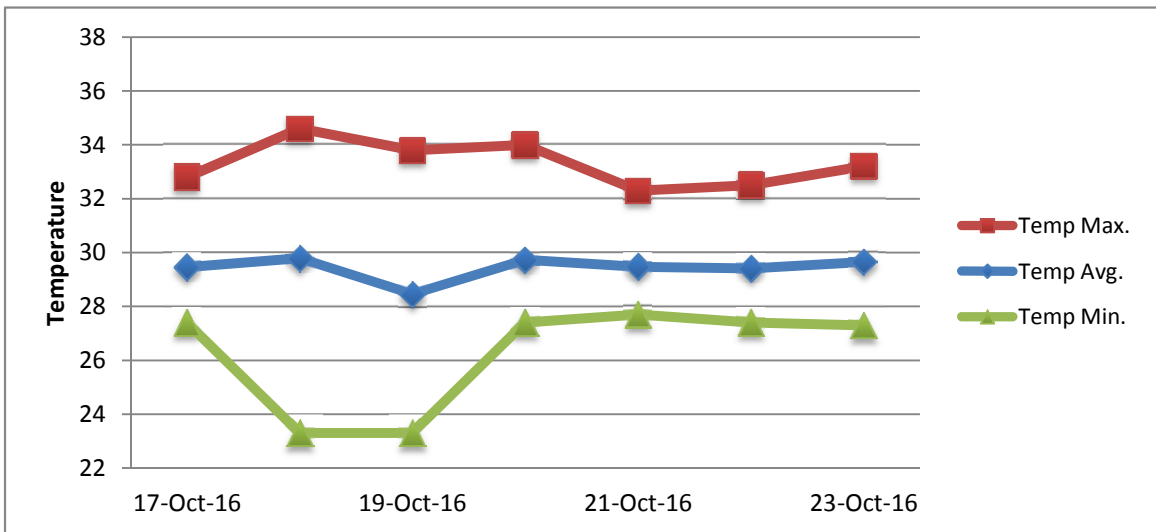
RAIN			DATE	TIME
Rainfall total	17.6	mm	-	-
Rainfall 24 hour's maximum	17.6	mm	19-Oct-16	-
Rainfall amount of days >= 1.0 mm	1		-	-
Rainfall cumulative	148.0	mm	-	-
TEMPERATURE				
Temperature weekly average	29.4	°C	-	-
Temperature weekly max. average	33.3	°C	-	-
Temperature absolute max.	34.6	°C	18-Oct-16	11:20
Temperature weekly min. average	26.3	°C	-	-
Temperature absolute min.	23.3	°C	18-Oct-16	23:49
Relative humidity weekly average	77.9	%	-	-
WIND				
Wind speed weekly average	9.0	kts	-	-
Wind speed average max.	20.4	kts	-	-
Wind speed absolute max.	24	kts	20-Oct-16	21:06
Wind vector weekly average	98	°	-	-
Wind energy potential total *	12,685	KWhr / m <sup>2</sup>	-	-
Wind energy weekly average *	1812	Whr / m <sup>2</sup> /day	-	-
Wind energy potential maximum *	3249	Whr / m <sup>2</sup> /day	20-Oct-16	-
Wind energy potential minimum *	43	Whr / m <sup>2</sup> /day	18-Oct-16	-
EVAPORATION				
Evaporation daily average	7.68	mm	-	-
Evaporation weekly total	53.78	mm	-	-
Evaporation maximum	13.54	mm	19-Oct-16	-
SUNSHINE				
Sunshine duration weekly average	9 hrs	36 min	-	-
Sunshine absolute max.	10 hrs	54 min	23-Oct-16	-
Sunshine absolute min.	7 hrs	12 min	17-Oct-16	-
Solar radiation weekly average	5471	Whr / m <sup>2</sup> /day	-	-
Solar radiation absolute max.	6294	Whr / m <sup>2</sup> /day	-	-
Solar radiation absolute min.	3819	Whr / m <sup>2</sup> /day	-	-
REMARKS				

\* Wind energy at a height of 10 m for windspeeds of 4 m/s or more.

\_ Blank field - No data available



# METEOROLOGICAL DEPARTMENT CURAÇAO CLIMATOLOGICAL SUMMARY



# METEOROLOGICAL DEPARTMENT CURAÇAO CLIMATOLOGICAL SUMMARY

