

METEOROLOGICAL DEPARTMENT CURAÇAO CLIMATOLOGICAL SUMMARY

Week 1

Week Starting:	4-Jan	2016
Week Ending:	10-Jan	2016

Station: HATO, Airport

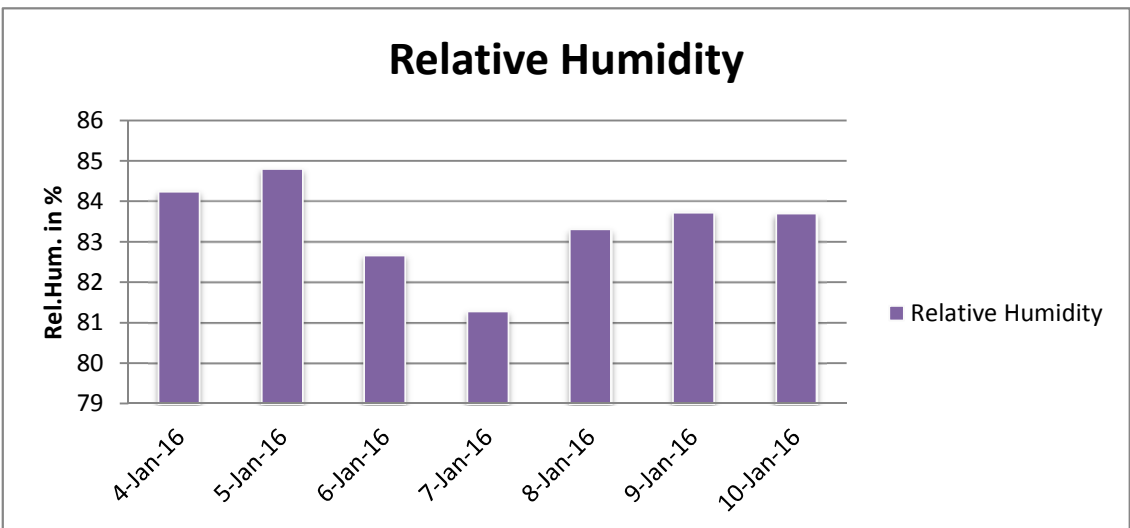

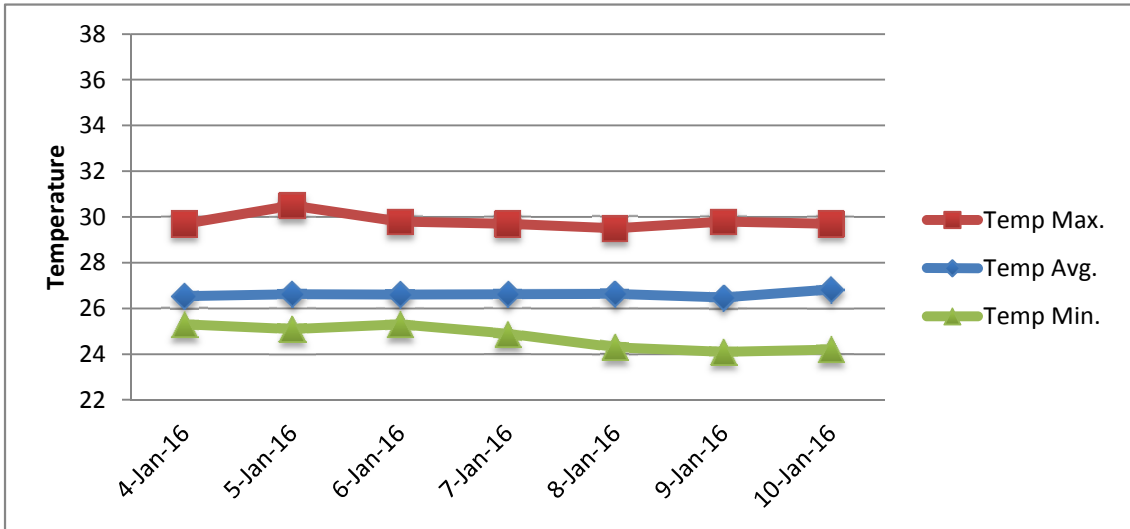
RAIN			DATE	TIME
Rainfall total	0.0	mm	-	-
Rainfall 24 hour's maximum	0.0	mm	-	-
Rainfall amount of days >= 1.0 mm	-		-	-
Rainfall cumulative	0.0	mm	-	-
TEMPERATURE				
Temperature weekly average	26.6	°C	-	-
Temperature weekly max. average	29.8	°C	-	-
Temperature absolute max.	30.5	°C	5-Jan-16	12:14
Temperature weekly min. average	24.7	°C	-	-
Temperature absolute min.	24.1	°C	9-Jan-16	7:08
Relative humidity weekly average	83.4	%	-	-
WIND				
Wind speed weekly average	10.6	kts	-	-
Wind speed average max.	21.7	kts	-	-
Wind speed absolute max.	28	kts	6-Jan-16	12:16
Wind vector weekly average	113	°	-	-
Wind energy potential total *	17,408	KWhr / m ²	-	-
Wind energy weekly average *	2487	Whr / m ² /day	-	-
Wind energy potential maximum *	4145	Whr / m ² /day	4-Jan-16	-
Wind energy potential minimum *	1335	Whr / m ² /day	10-Jan-16	-
EVAPORATION				
Evaporation daily average	5.89	mm	-	-
Evaporation weekly total	41.22	mm	-	-
Evaporation maximum	8.55	mm	10-Jan-16	-
SUNSHINE				
Sunshine duration weekly average	9 hrs	33 min	-	-
Sunshine absolute max.	10 hrs	18 min	9-Jan-16	-
Sunshine absolute min.	9 hrs	18 min	5-Jan-16	-
Solar radiation weekly average	-	Whr / m ² /day	-	-
Solar radiation absolute max.	-	Whr / m ² /day	-	-
Solar radiation absolute min.	-	Whr / m ² /day	-	-
REMARKS				

* Wind energy at a height of 10 m for windspeeds of 4 m/s or more.

_ Blank field - No data available



METEOROLOGICAL DEPARTMENT CURAÇAO CLIMATOLOGICAL SUMMARY



METEOROLOGICAL DEPARTMENT CURAÇAO CLIMATOLOGICAL SUMMARY

