

METEOROLOGICAL DEPARTMENT CURAÇAO CLIMATOLOGICAL SUMMARY

Week 5

Week Starting:	1-Feb	2016
Week Ending:	7-Feb	2016

Station: HATO, Airport

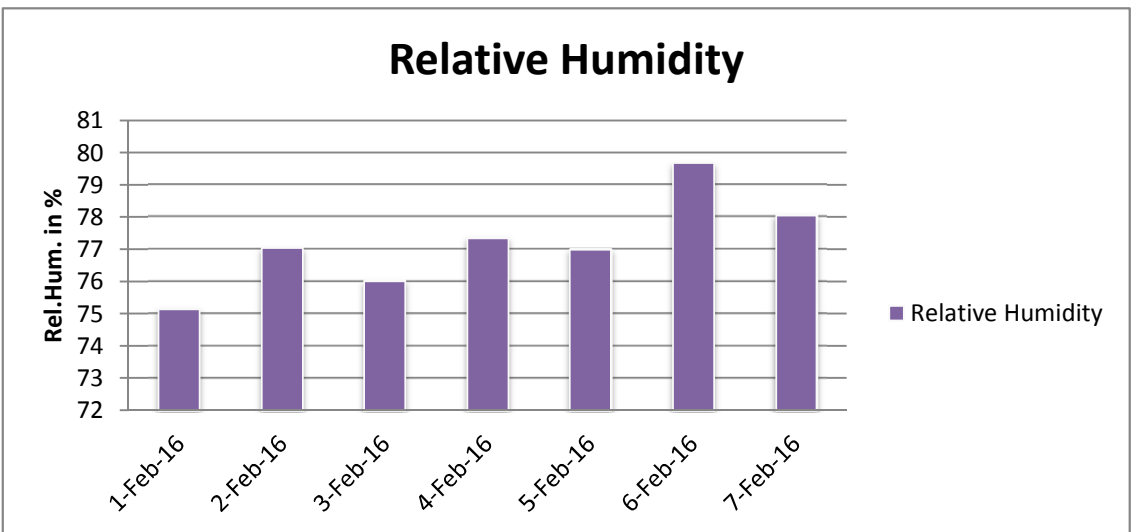

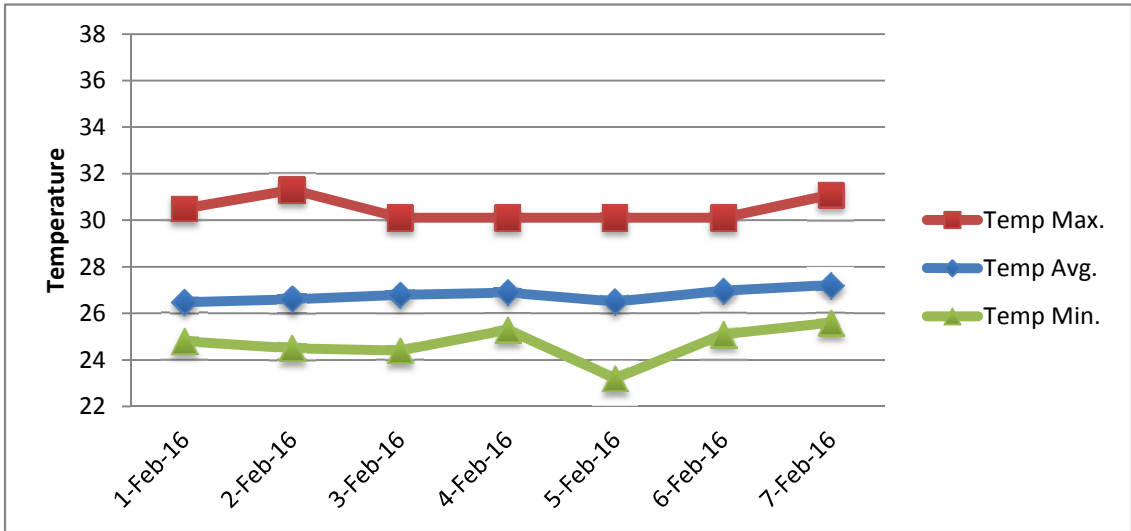
RAIN			DATE	TIME
Rainfall total	0.0	mm	-	-
Rainfall 24 hour's maximum	0.0	mm	-	-
Rainfall amount of days >= 1.0 mm	-		-	-
Rainfall cumulative	8.0	mm	-	-
TEMPERATURE				
Temperature weekly average	26.8	°C	-	-
Temperature weekly max. average	30.5	°C	-	-
Temperature absolute max.	31.3	°C	2-Feb-16	12:40
Temperature weekly min. average	24.7	°C	-	-
Temperature absolute min.	23.2	°C	5-Feb-16	7:01
Relative humidity weekly average	77.2	%	-	-
WIND				
Wind speed weekly average	12.2	kts	-	-
Wind speed average max.	24.3	kts	-	-
Wind speed absolute max.	34	kts	7-Feb-16	12:59
Wind vector weekly average	112	°	-	-
Wind energy potential total *	29,141	KWhr / m ²	-	-
Wind energy weekly average *	4163	Whr / m ² /day	-	-
Wind energy potential maximum *	8822	Whr / m ² /day	7-Feb-16	-
Wind energy potential minimum *	1582	Whr / m ² /day	5-Feb-16	-
EVAPORATION				
Evaporation daily average	6.92	mm	-	-
Evaporation weekly total	48.46	mm	-	-
Evaporation maximum	11.48	mm	5-Feb-16	-
SUNSHINE				
Sunshine duration weekly average	9 hrs	28 min	-	-
Sunshine absolute max.	10 hrs	30 min	2-Feb-16	-
Sunshine absolute min.	8 hrs	48 min	5-Feb-16	-
Solar radiation weekly average	-	Whr / m ² /day	-	-
Solar radiation absolute max.	-	Whr / m ² /day	-	-
Solar radiation absolute min.	-	Whr / m ² /day	-	-
REMARKS				

* Wind energy at a height of 10 m for windspeeds of 4 m/s or more.

_ Blank field - No data available



METEOROLOGICAL DEPARTMENT CURAÇAO CLIMATOLOGICAL SUMMARY



METEOROLOGICAL DEPARTMENT CURAÇAO CLIMATOLOGICAL SUMMARY

