

# METEOROLOGICAL DEPARTMENT CURAÇAO CLIMATOLOGICAL SUMMARY

**Week 29**

<b>Week Starting:</b>	18-Jul	2016
<b>Week Ending:</b>	24-Jul	2016

**Station: HATO, Airport**

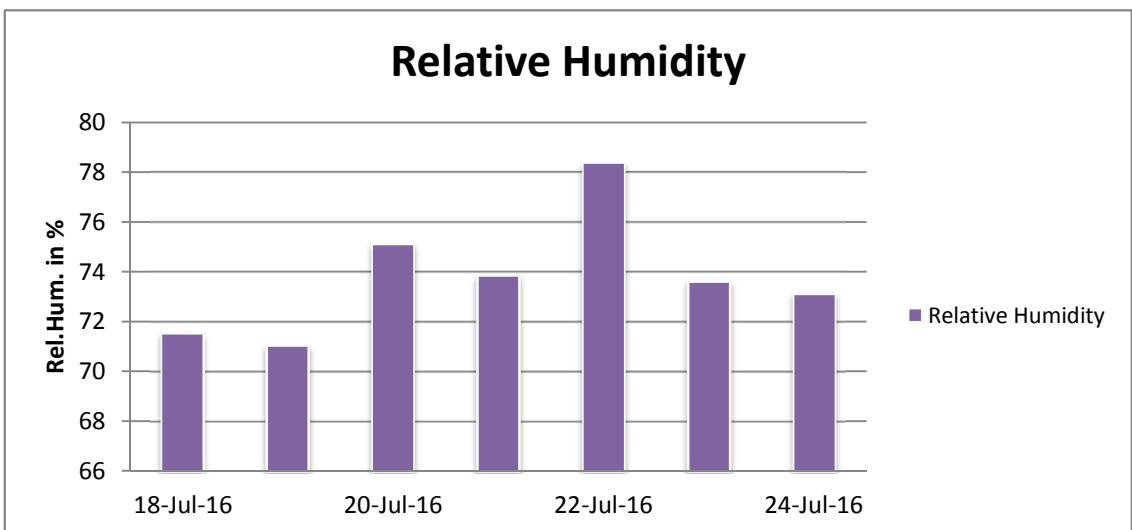
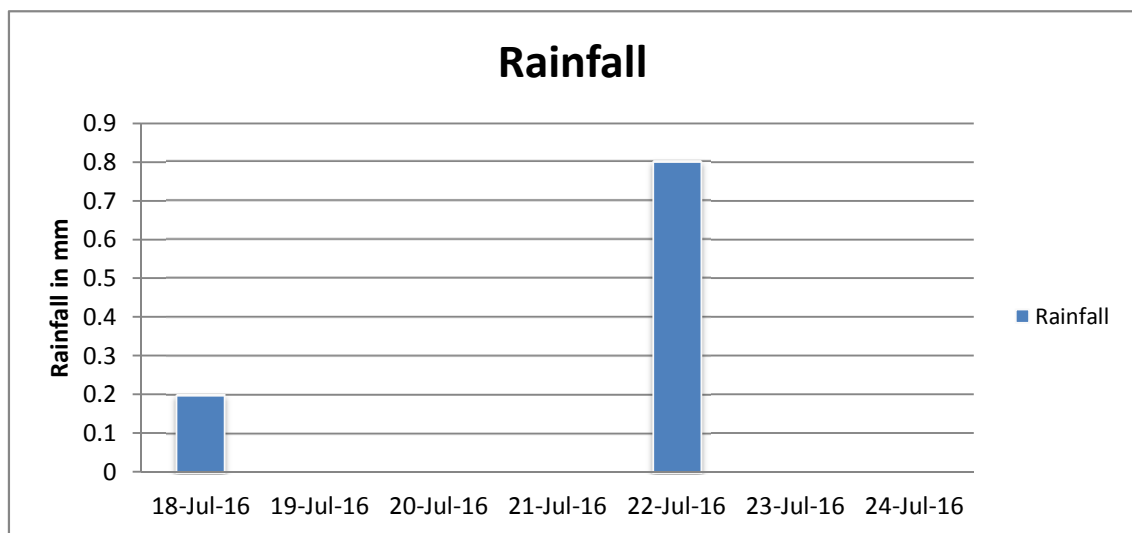
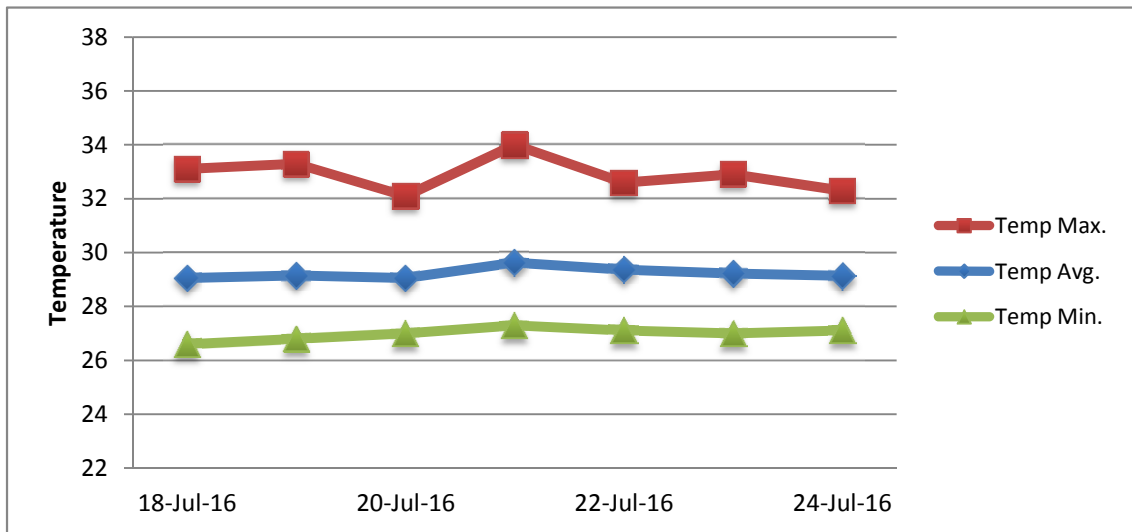
RAIN			DATE	TIME
Rainfall total	1.0	mm	-	-
Rainfall 24 hour's maximum	0.8	mm	22-Jul-16	-
Rainfall amount of days >= 1.0 mm	-		-	-
Rainfall cumulative	59.9	mm	-	-
TEMPERATURE				
Temperature weekly average	29.2	°C	-	-
Temperature weekly max. average	32.9	°C	-	-
Temperature absolute max.	34.0	°C	21-Jul-16	12:31
Temperature weekly min. average	27.0	°C	-	-
Temperature absolute min.	26.6	°C	18-Jul-16	6:09
Relative humidity weekly average	73.8	%	-	-
WIND				
Wind speed weekly average	12.1	kts	-	-
Wind speed average max.	23.0	kts	-	-
Wind speed absolute max.	25	kts	21-Jul-16	14:17
Wind vector weekly average	94	°	-	-
Wind energy potential total *	25,016	KWhr / m <sup>2</sup>	-	-
Wind energy weekly average *	3574	Whr / m <sup>2</sup> /day	-	-
Wind energy potential maximum *	4552	Whr / m <sup>2</sup> /day	19-Jul-16	-
Wind energy potential minimum *	2287	Whr / m <sup>2</sup> /day	23-Jul-16	-
EVAPORATION				
Evaporation daily average	8.49	mm	-	-
Evaporation weekly total	59.43	mm	-	-
Evaporation maximum	10.68	mm	18-Jul-16	-
SUNSHINE				
Sunshine duration weekly average	10 hrs	16 min	-	-
Sunshine absolute max.	11 hrs	6 min	18-Jul-16	-
Sunshine absolute min.	10 hrs	6 min	20-Jul-16	-
Solar radiation weekly average	6424	Whr / m <sup>2</sup> /day	-	-
Solar radiation absolute max.	7153	Whr / m <sup>2</sup> /day	-	-
Solar radiation absolute min.	6024	Whr / m <sup>2</sup> /day	-	-
REMARKS				

\* Wind energy at a height of 10 m for windspeeds of 4 m/s or more.

\_ Blank field - No data available



# METEOROLOGICAL DEPARTMENT CURAÇAO CLIMATOLOGICAL SUMMARY



# METEOROLOGICAL DEPARTMENT CURAÇAO CLIMATOLOGICAL SUMMARY

