

METEOROLOGICAL DEPARTMENT CURAÇAO CLIMATOLOGICAL SUMMARY

Week 39

Week Starting:	26-Sep	2016
Week Ending:	2-Oct	2016

Station: HATO, Airport

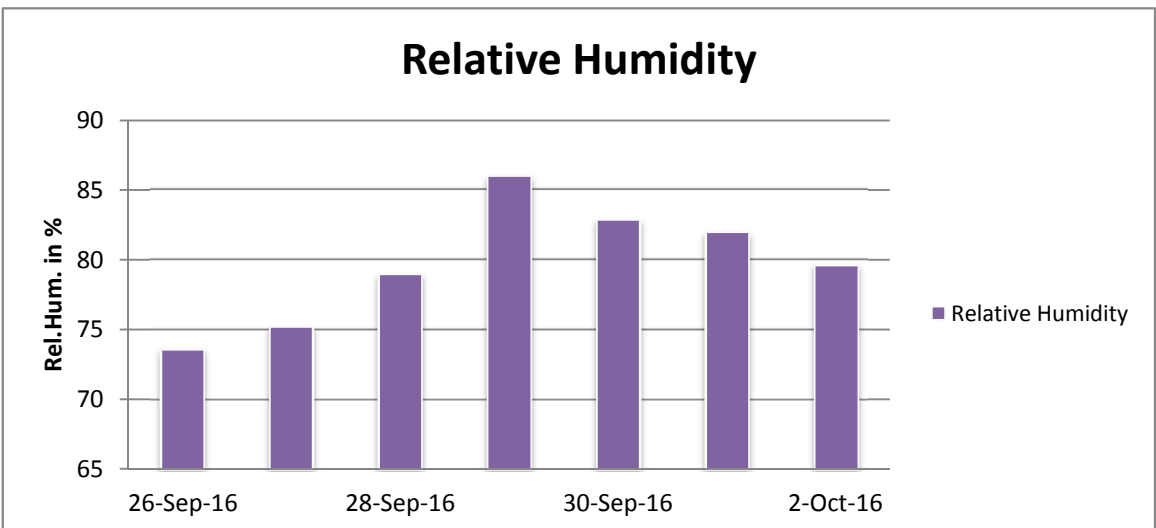
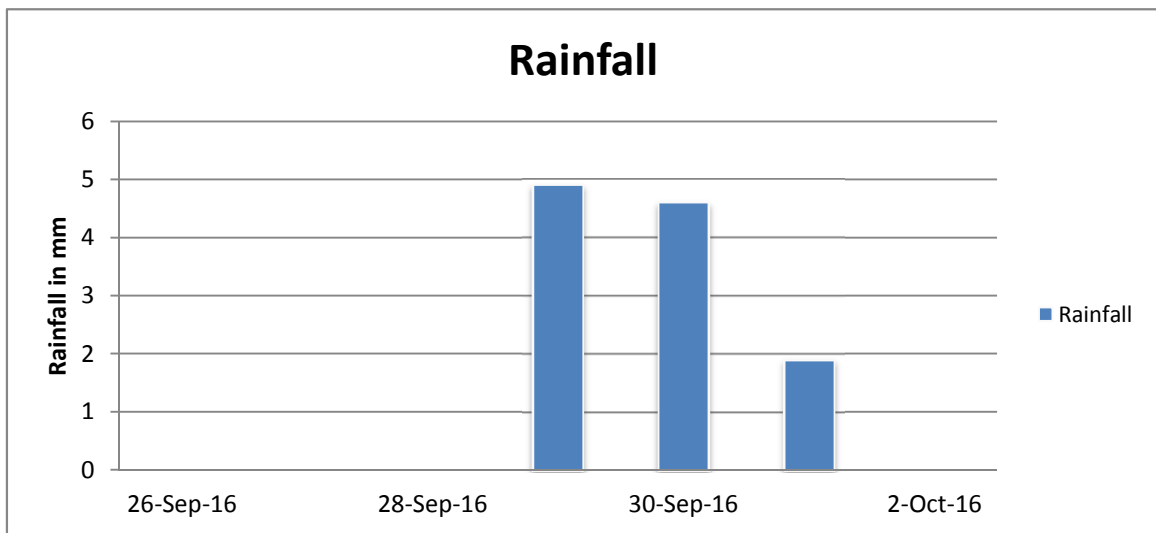
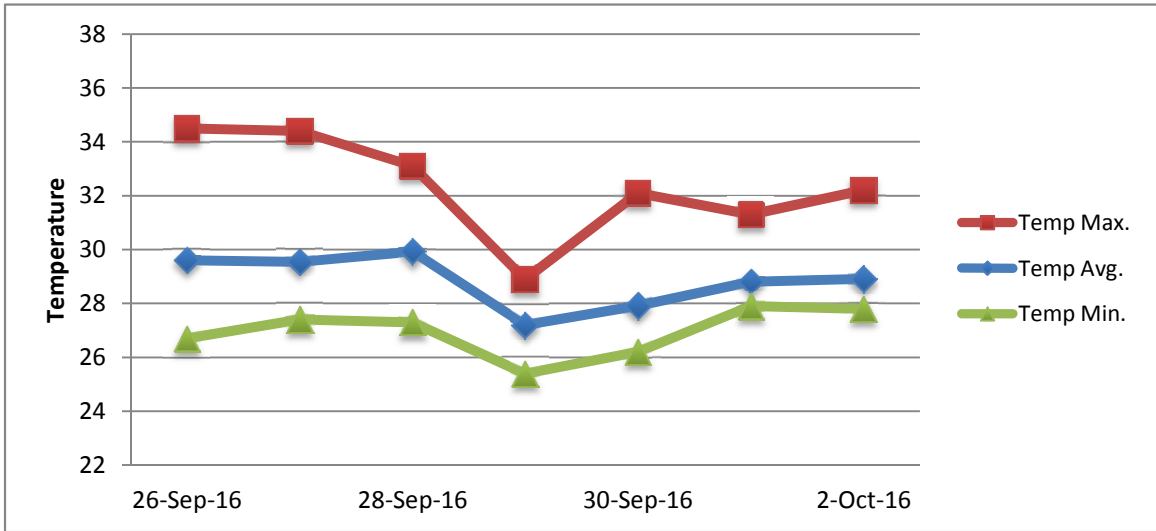
RAIN			DATE	TIME
Rainfall total	11.4	mm	-	-
Rainfall 24 hour's maximum	4.9	mm	29-Sep-16	-
Rainfall amount of days >= 1.0 mm	3		-	-
Rainfall cumulative	117.6	mm	-	-
TEMPERATURE				
Temperature weekly average	28.8	°C	-	-
Temperature weekly max. average	32.4	°C	-	-
Temperature absolute max.	34.5	°C	26-Sep-16	14:28
Temperature weekly min. average	27.0	°C	-	-
Temperature absolute min.	25.4	°C	29-Sep-16	3:59
Relative humidity weekly average	79.7	%	-	-
WIND				
Wind speed weekly average	10.7	kts	-	-
Wind speed average max.	23.6	kts	-	-
Wind speed absolute max.	31	kts	30-Sep-16	12:59
Wind vector weekly average	105	°	-	-
Wind energy potential total *	21,213	KWhr / m ²	-	-
Wind energy weekly average *	3030	Whr / m ² /day	-	-
Wind energy potential maximum *	6981	Whr / m ² /day	1-Oct-16	-
Wind energy potential minimum *	237	Whr / m ² /day	29-Sep-16	-
EVAPORATION				
Evaporation daily average	6.64	mm	-	-
Evaporation weekly total	46.5	mm	-	-
Evaporation maximum	9.43	mm	28-Sep-16	-
SUNSHINE				
Sunshine duration weekly average	5 hrs	16 min	-	-
Sunshine absolute max.	11 hrs	0 min	27-Sep-16	-
Sunshine absolute min.	0 hrs	6 min	1-Oct-16	-
Solar radiation weekly average	3901	Whr / m ² /day	-	-
Solar radiation absolute max.	7095	Whr / m ² /day	-	-
Solar radiation absolute min.	1477	Whr / m ² /day	-	-
REMARKS				

* Wind energy at a height of 10 m for windspeeds of 4 m/s or more.

_ Blank field - No data available



METEOROLOGICAL DEPARTMENT CURAÇAO CLIMATOLOGICAL SUMMARY



METEOROLOGICAL DEPARTMENT CURAÇAO CLIMATOLOGICAL SUMMARY

