

METEOROLOGICAL DEPARTMENT CURAÇAO CLIMATOLOGICAL SUMMARY

Week 4

Week Starting:	25-Jan	2016
Week Ending:	31-Jan	2016

Station: HATO, Airport

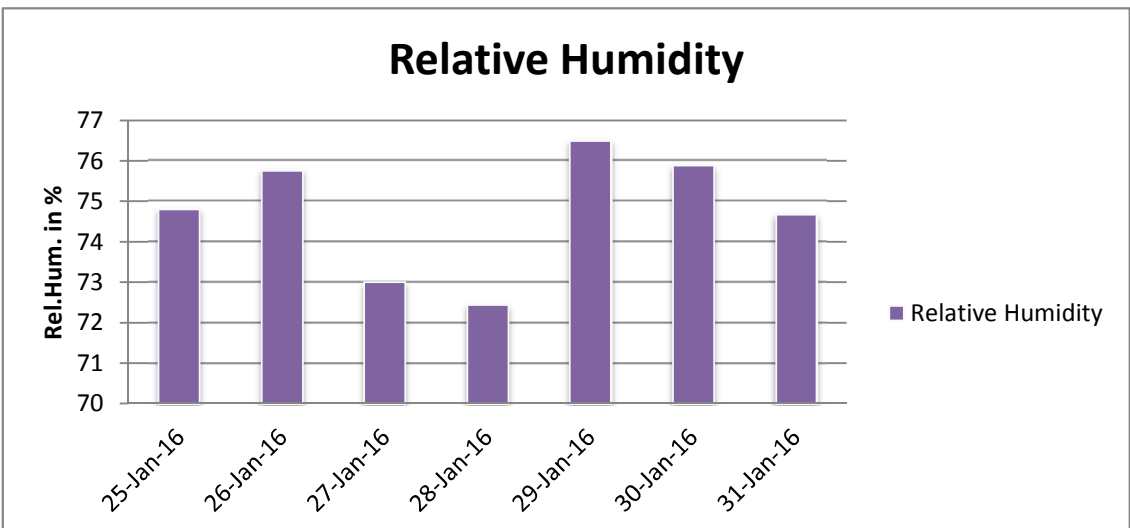
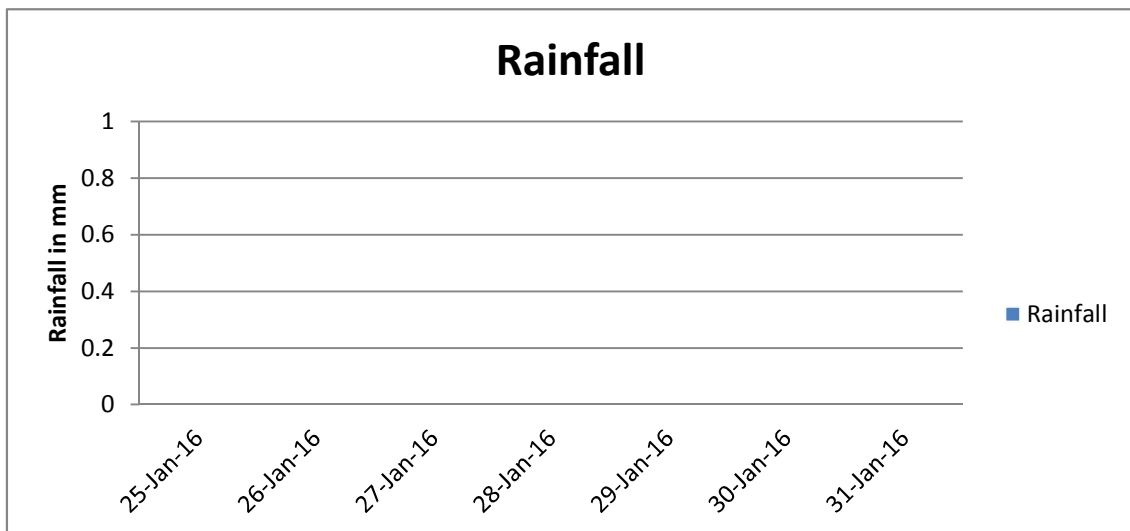
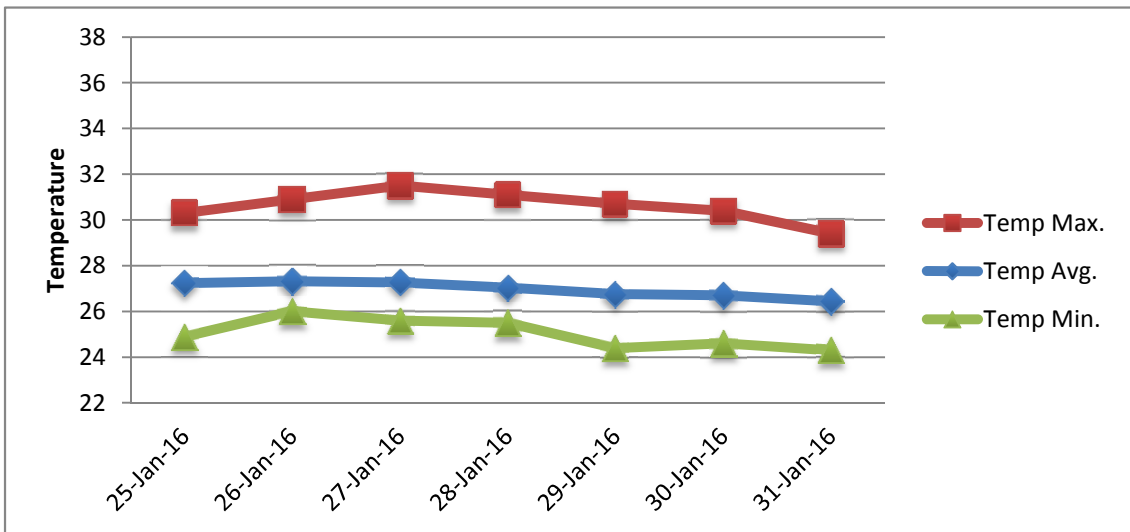
RAIN			DATE	TIME
Rainfall total	0.0	mm	-	-
Rainfall 24 hour's maximum	0.0	mm	-	-
Rainfall amount of days >= 1.0 mm	-		-	-
Rainfall cumulative	8.0	mm	-	-
TEMPERATURE				
Temperature weekly average	27.0	°C	-	-
Temperature weekly max. average	30.6	°C	-	-
Temperature absolute max.	31.5	°C	27-Jan-16	12:53
Temperature weekly min. average	25.0	°C	-	-
Temperature absolute min.	24.3	°C	31-Jan-16	3:30
Relative humidity weekly average	74.7	%	-	-
WIND				
Wind speed weekly average	14.2	kts	-	-
Wind speed average max.	26.6	kts	-	-
Wind speed absolute max.	33	kts	27-Jan-16	14:38
Wind vector weekly average	116	°	-	-
Wind energy potential total *	41,748	KWhr / m ²	-	-
Wind energy weekly average *	5964	Whr / m ² /day	-	-
Wind energy potential maximum *	9178	Whr / m ² /day	27-Jan-16	-
Wind energy potential minimum *	3133	Whr / m ² /day	30-Jan-16	-
EVAPORATION				
Evaporation daily average	9.79	mm	-	-
Evaporation weekly total	68.5	mm	-	-
Evaporation maximum	16.63	mm	25-Jan-16	-
SUNSHINE				
Sunshine duration weekly average	10 hrs	14 min	-	-
Sunshine absolute max.	10 hrs	30 min	25-Jan-16	-
Sunshine absolute min.	9 hrs	30 min	29-Jan-16	-
Solar radiation weekly average	-	Whr / m ² /day	-	-
Solar radiation absolute max.	-	Whr / m ² /day	-	-
Solar radiation absolute min.	-	Whr / m ² /day	-	-
REMARKS				

* Wind energy at a height of 10 m for windspeeds of 4 m/s or more.

_ Blank field - No data available



METEOROLOGICAL DEPARTMENT CURAÇAO CLIMATOLOGICAL SUMMARY



METEOROLOGICAL DEPARTMENT CURAÇAO CLIMATOLOGICAL SUMMARY

