

# METEOROLOGICAL DEPARTMENT CURAÇAO CLIMATOLOGICAL SUMMARY

**Week 9**

<b>Week Starting:</b>	29-Feb	2016
<b>Week Ending:</b>	6-Mar	2016

**Station: HATO, Airport**

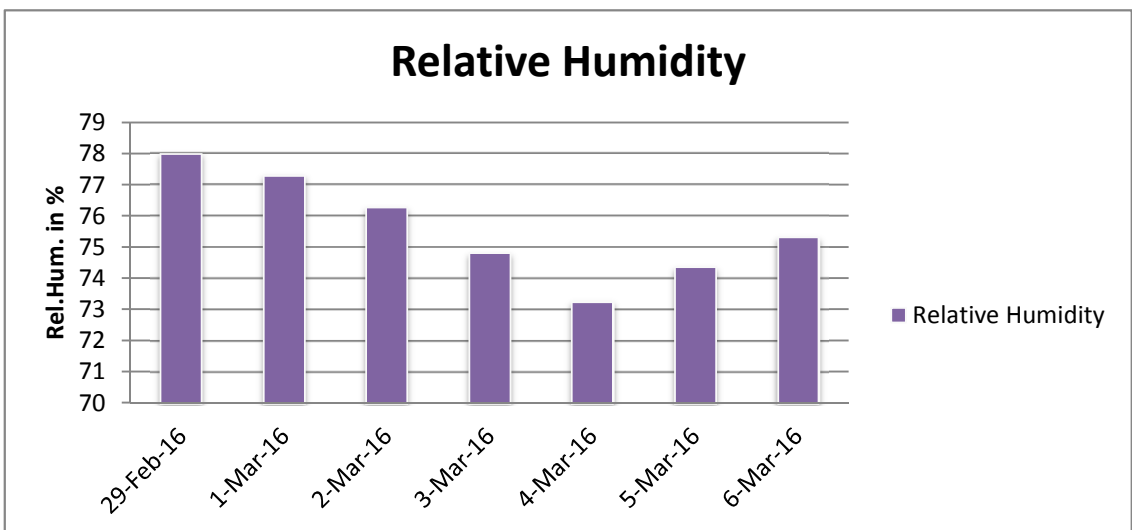
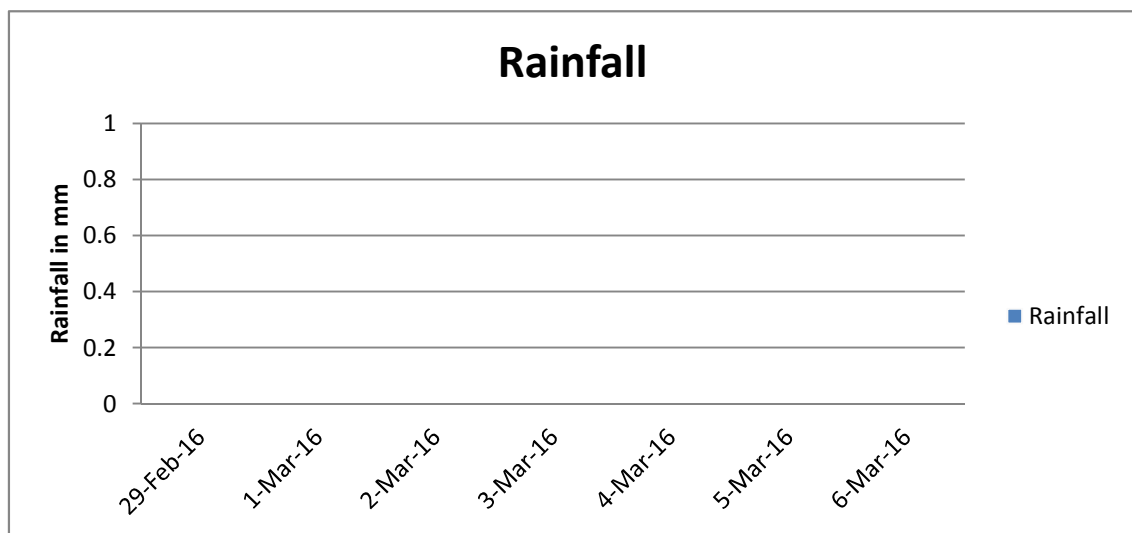
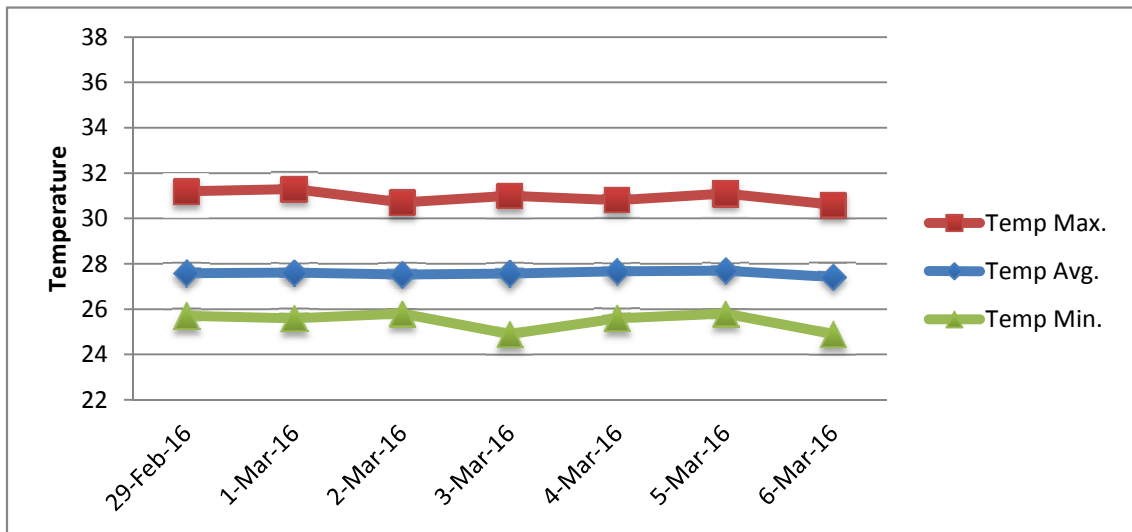
RAIN			DATE	TIME
Rainfall total	0.0	mm	-	-
Rainfall 24 hour's maximum	0.0	mm	-	-
Rainfall amount of days >= 1.0 mm	-		-	-
Rainfall cumulative	12.3	mm	-	-
TEMPERATURE				
Temperature weekly average	27.6	°C	-	-
Temperature weekly max. average	31.0	°C	-	-
Temperature absolute max.	31.3	°C	1-Mar-16	12:26
Temperature weekly min. average	25.5	°C	-	-
Temperature absolute min.	24.9	°C	3-Mar-16	6:25
Relative humidity weekly average	75.6	%	-	-
WIND				
Wind speed weekly average	11.6	kts	-	-
Wind speed average max.	20.7	kts	-	-
Wind speed absolute max.	23	kts	29-Feb-16	17:57
Wind vector weekly average	268	°	-	-
Wind energy potential total *	21,637	KWhr / m <sup>2</sup>	-	-
Wind energy weekly average *	3091	Whr / m <sup>2</sup> /day	-	-
Wind energy potential maximum *	3734	Whr / m <sup>2</sup> /day	2-Mar-16	-
Wind energy potential minimum *	2048	Whr / m <sup>2</sup> /day	6-Mar-16	-
EVAPORATION				
Evaporation daily average	8.38	mm	-	-
Evaporation weekly total	58.69	mm	-	-
Evaporation maximum	10.72	mm	3-Mar-16	-
SUNSHINE				
Sunshine duration weekly average	9 hrs	26 min	-	-
Sunshine absolute max.	10 hrs	42 min	5-Mar-16	-
Sunshine absolute min.	6 hrs	54 min	29-Feb-16	-
Solar radiation weekly average	-	Whr / m <sup>2</sup> /day	-	-
Solar radiation absolute max.	-	Whr / m <sup>2</sup> /day	-	-
Solar radiation absolute min.	-	Whr / m <sup>2</sup> /day	-	-
REMARKS				

\* Wind energy at a height of 10 m for windspeeds of 4 m/s or more.

\_ Blank field - No data available



# METEOROLOGICAL DEPARTMENT CURAÇAO CLIMATOLOGICAL SUMMARY



# METEOROLOGICAL DEPARTMENT CURAÇAO CLIMATOLOGICAL SUMMARY

