

METEOROLOGICAL DEPARTMENT CURAÇAO CLIMATOLOGICAL SUMMARY

Week 12

Week Starting:	21-Mar	2016
Week Ending:	27-Mar	2016

Station: HATO, Airport

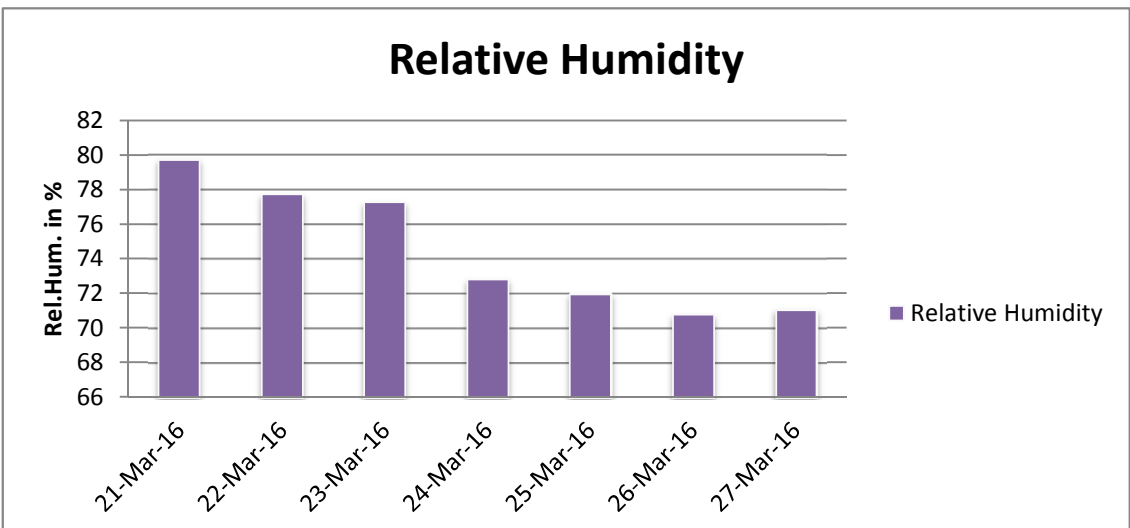
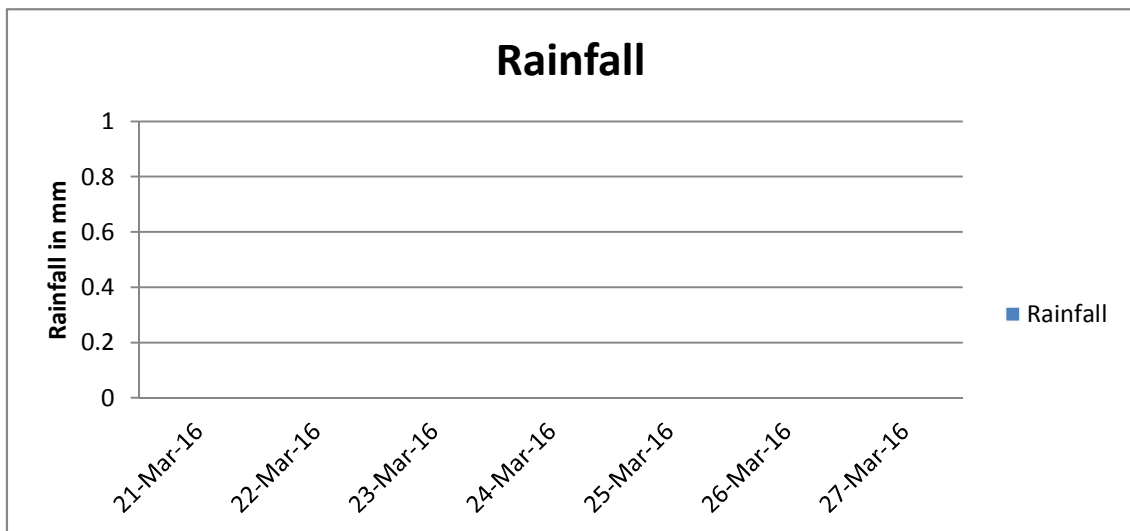
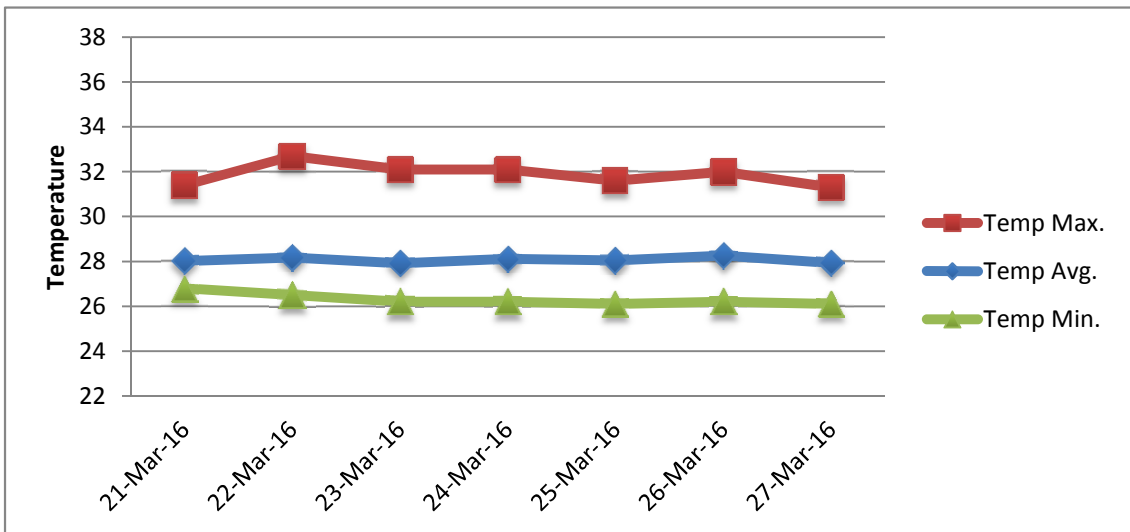
RAIN			DATE	TIME
Rainfall total	0.0	mm	-	-
Rainfall 24 hour's maximum	0.0	mm	-	-
Rainfall amount of days >= 1.0 mm	-		-	-
Rainfall cumulative	17.3	mm	-	-
TEMPERATURE				
Temperature weekly average	28.1	°C	-	-
Temperature weekly max. average	31.9	°C	-	-
Temperature absolute max.	32.7	°C	22-Mar-16	12:27
Temperature weekly min. average	26.3	°C	-	-
Temperature absolute min.	26.1	°C	25-Mar-16	5:08
Relative humidity weekly average	74.5	%	-	-
WIND				
Wind speed weekly average	15.1	kts	-	-
Wind speed average max.	27.0	kts	-	-
Wind speed absolute max.	29	kts	21-Mar-16	19:36
Wind vector weekly average	92	°	-	-
Wind energy potential total *	47,469	KWhr / m ²	-	-
Wind energy weekly average *	6781	Whr / m ² /day	-	-
Wind energy potential maximum *	9099	Whr / m ² /day	26-Mar-16	-
Wind energy potential minimum *	4466	Whr / m ² /day	22-Mar-16	-
EVAPORATION				
Evaporation daily average	9.06	mm	-	-
Evaporation weekly total	63.42	mm	-	-
Evaporation maximum	10.30	mm	23-Mar-16	-
SUNSHINE				
Sunshine duration weekly average	10 hrs	29 min	-	-
Sunshine absolute max.	10 hrs	48 min	26-Mar-16	-
Sunshine absolute min.	7 hrs	18 min	21-Mar-16	-
Solar radiation weekly average	5927	Whr / m ² /day	-	-
Solar radiation absolute max.	7072	Whr / m ² /day	-	-
Solar radiation absolute min.	4798	Whr / m ² /day	-	-
REMARKS				

* Wind energy at a height of 10 m for windspeeds of 4 m/s or more.

_ Blank field - No data available



METEOROLOGICAL DEPARTMENT CURAÇAO CLIMATOLOGICAL SUMMARY



METEOROLOGICAL DEPARTMENT CURAÇAO CLIMATOLOGICAL SUMMARY

