

METEOROLOGICAL DEPARTMENT CURAÇAO CLIMATOLOGICAL SUMMARY

Week 20

Week Starting:	16-May	2016
Week Ending:	22-May	2016

Station: HATO, Airport

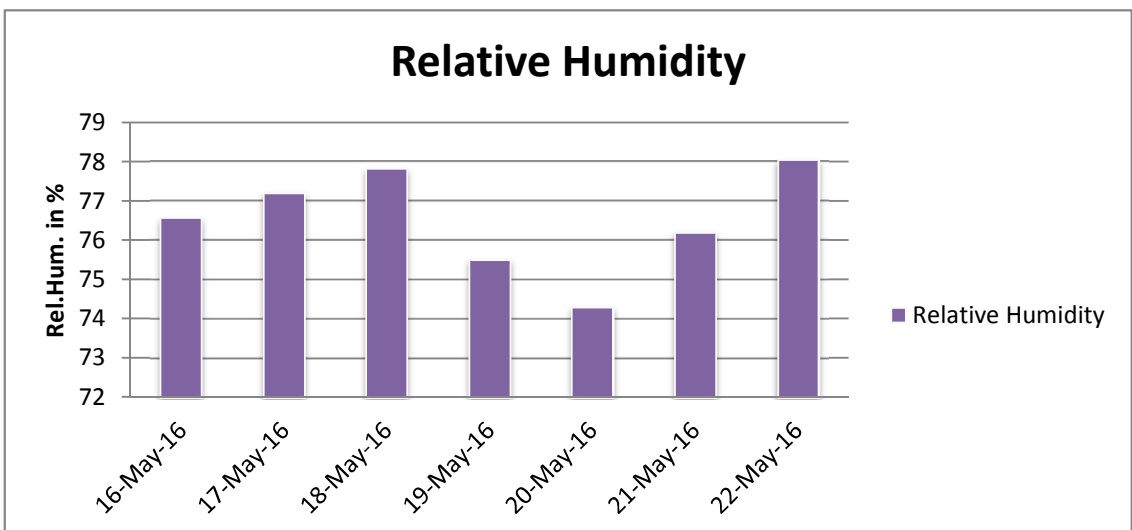
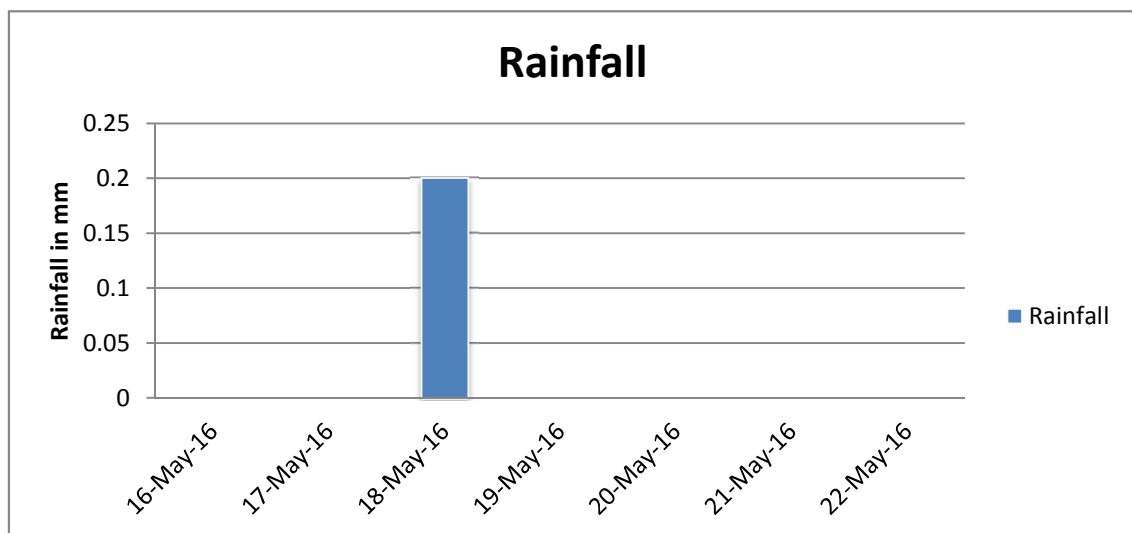
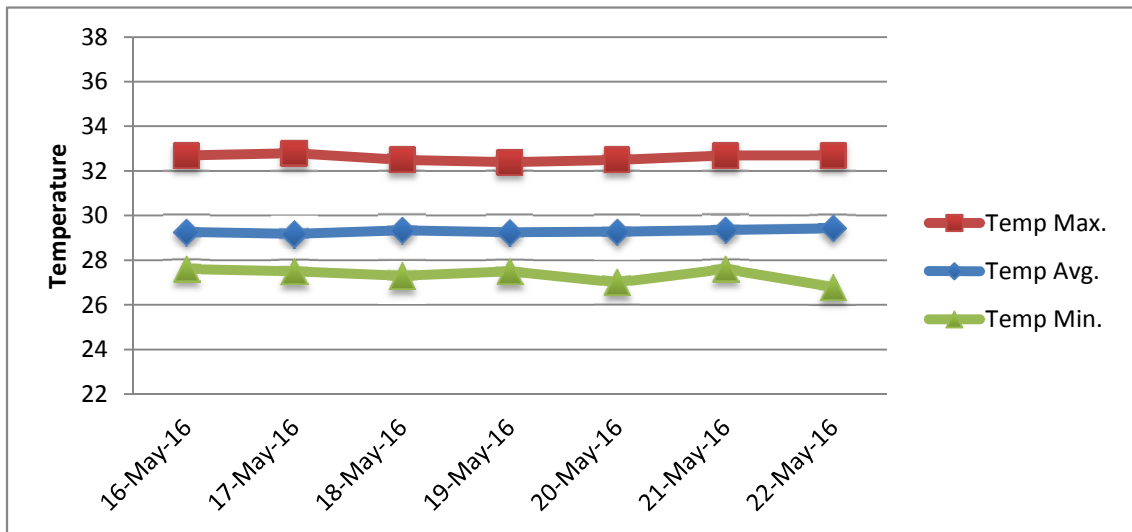
RAIN			DATE	TIME
Rainfall total	0.2	mm	-	-
Rainfall 24 hour's maximum	0.2	mm	18-May-16	-
Rainfall amount of days >= 1.0 mm	0		-	-
Rainfall cumulative	19.5	mm	-	-
TEMPERATURE				
Temperature weekly average	29.3	°C	-	-
Temperature weekly max. average	32.6	°C	-	-
Temperature absolute max.	32.8	°C	17-May-16	11:59
Temperature weekly min. average	27.3	°C	-	-
Temperature absolute min.	26.8	°C	22-May-16	3:47
Relative humidity weekly average	76.5	%	-	-
WIND				
Wind speed weekly average	15.0	kts	-	-
Wind speed average max.	26.6	kts	-	-
Wind speed absolute max.	29	kts	16-May-16	12:10
Wind vector weekly average	94	°	-	-
Wind energy potential total *	45,539	KWhr / m ²	-	-
Wind energy weekly average *	6506	Whr / m ² / day	-	-
Wind energy potential maximum *	7098	Whr / m ² / day	14-May-16	-
Wind energy potential minimum *	5208	Whr / m ² / day	12-May-16	-
EVAPORATION				
Evaporation daily average	8.93	mm	-	-
Evaporation weekly total	62.54	mm	-	-
Evaporation maximum	10.82	mm	22-May-16	-
SUNSHINE				
Sunshine duration weekly average	10 hrs	25 min	-	-
Sunshine absolute max.	11 hrs	18 min	22-May-16	-
Sunshine absolute min.	8 hrs	12 min	18-May-16	-
Solar radiation weekly average	6456	Whr / m ² / day	-	-
Solar radiation absolute max.	7031	Whr / m ² / day	-	-
Solar radiation absolute min.	5745	Whr / m ² / day	-	-
REMARKS				

* Wind energy at a height of 10 m for windspeeds of 4 m/s or more.

_ Blank field - No data available



METEOROLOGICAL DEPARTMENT CURAÇAO CLIMATOLOGICAL SUMMARY



METEOROLOGICAL DEPARTMENT CURAÇAO CLIMATOLOGICAL SUMMARY

