

METEOROLOGICAL DEPARTMENT CURAÇAO CLIMATOLOGICAL SUMMARY

Week 23

Week Starting:	6-Jun	2016
Week Ending:	12-Jun	2016

Station: HATO, Airport

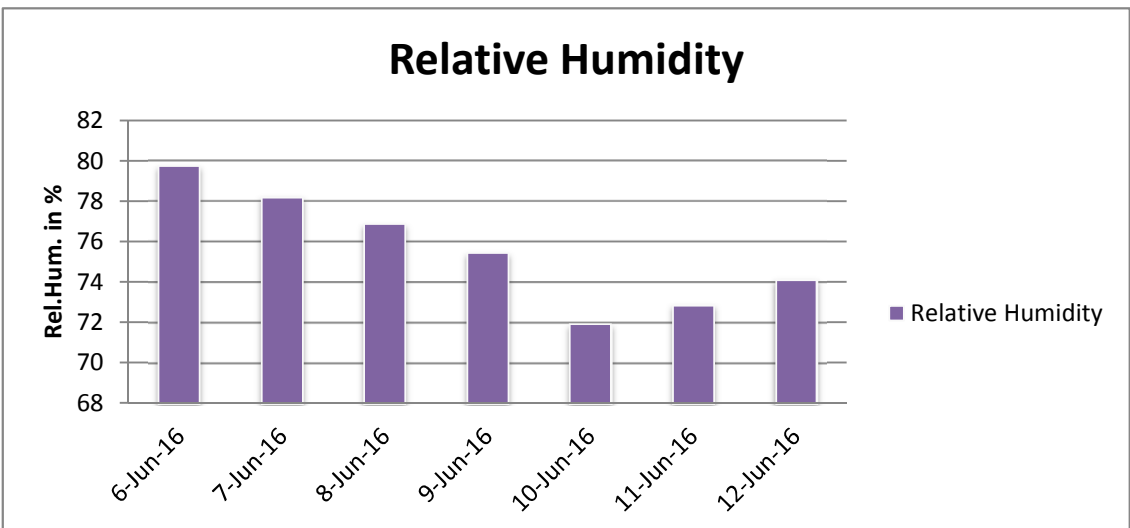
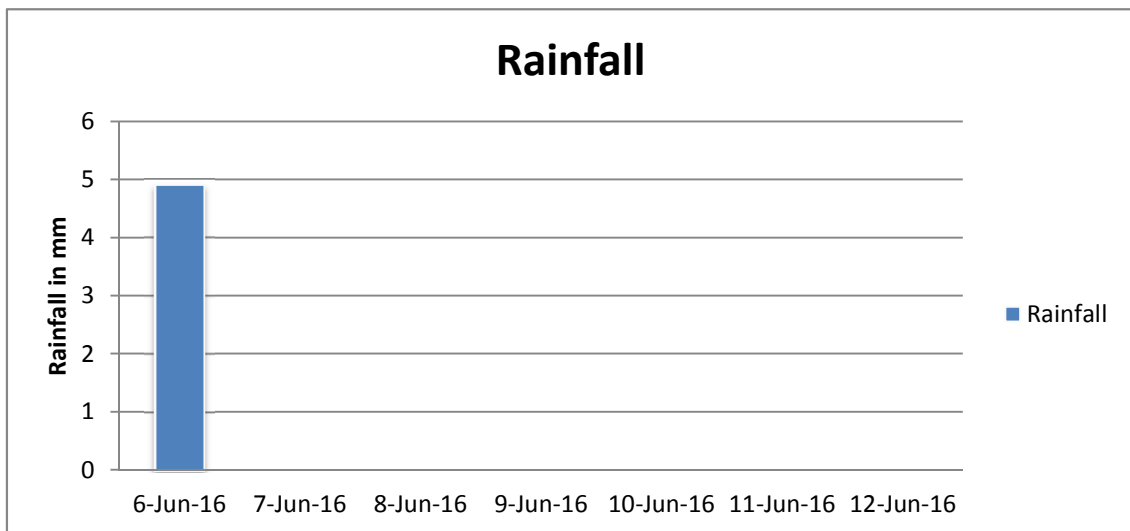
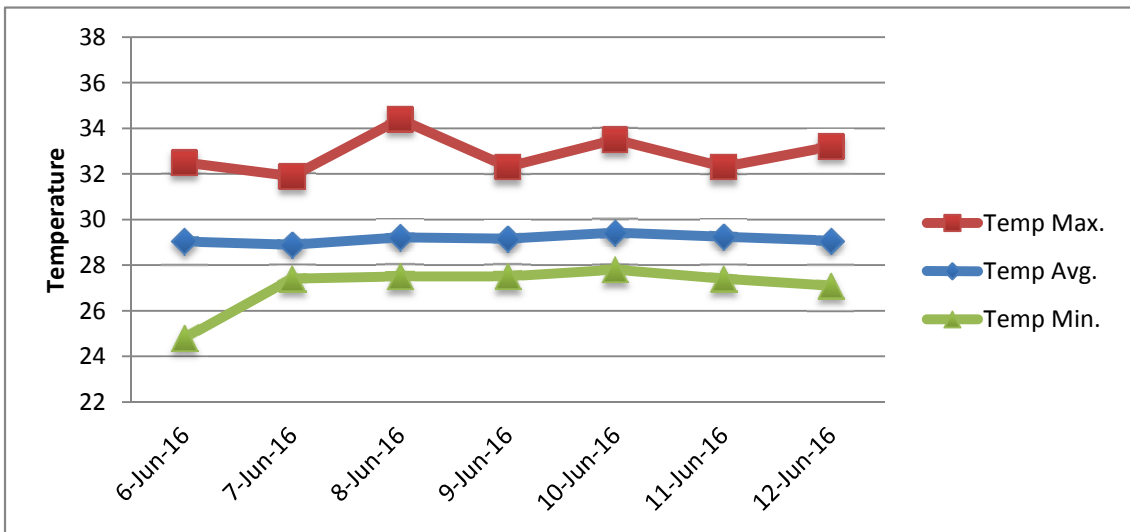
RAIN			DATE	TIME
Rainfall total	4.9	mm	-	-
Rainfall 24 hour's maximum	4.9	mm	6-Jun-16	-
Rainfall amount of days >= 1.0 mm	1		-	-
Rainfall cumulative	26.5	mm	-	-
TEMPERATURE				
Temperature weekly average	29.2	°C	-	-
Temperature weekly max. average	32.9	°C	-	-
Temperature absolute max.	34.4	°C	8-Jun-16	11:47
Temperature weekly min. average	27.1	°C	-	-
Temperature absolute min.	24.8	°C	6-Jun-16	6:24
Relative humidity weekly average	75.6	%	-	-
WIND				
Wind speed weekly average	14.3	kts	-	-
Wind speed average max.	26.9	kts	-	-
Wind speed absolute max.	30	kts	9-Jun-16	10:34
Wind vector weekly average	98	°	-	-
Wind energy potential total *	41,340	KWhr / m ²	-	-
Wind energy weekly average *	5906	Whr / m ² /day	-	-
Wind energy potential maximum *	8342	Whr / m ² /day	1-Jun-16	-
Wind energy potential minimum *	4473	Whr / m ² /day	4-Jun-16	-
EVAPORATION				
Evaporation daily average	11.13	mm	-	-
Evaporation weekly total	33.39	mm	-	-
Evaporation maximum	13.66	mm	11-Jun-16	-
SUNSHINE				
Sunshine duration weekly average	8 hrs	30 min	-	-
Sunshine absolute max.	10 hrs	42 min	11-Jun-16	-
Sunshine absolute min.	2 hrs	42 min	7-Jun-16	-
Solar radiation weekly average	5539	Whr / m ² /day	-	-
Solar radiation absolute max.	6897	Whr / m ² /day	-	-
Solar radiation absolute min.	4022	Whr / m ² /day	-	-
REMARKS				

* Wind energy at a height of 10 m for windspeeds of 4 m/s or more.

_ Blank field - No data available



METEOROLOGICAL DEPARTMENT CURAÇAO CLIMATOLOGICAL SUMMARY



METEOROLOGICAL DEPARTMENT CURAÇAO CLIMATOLOGICAL SUMMARY

