

# METEOROLOGICAL DEPARTMENT CURAÇAO CLIMATOLOGICAL SUMMARY

**Week 31**

<b>Week Starting:</b>	1-Aug	2016
<b>Week Ending:</b>	7-Aug	2016

**Station: HATO, Airport**

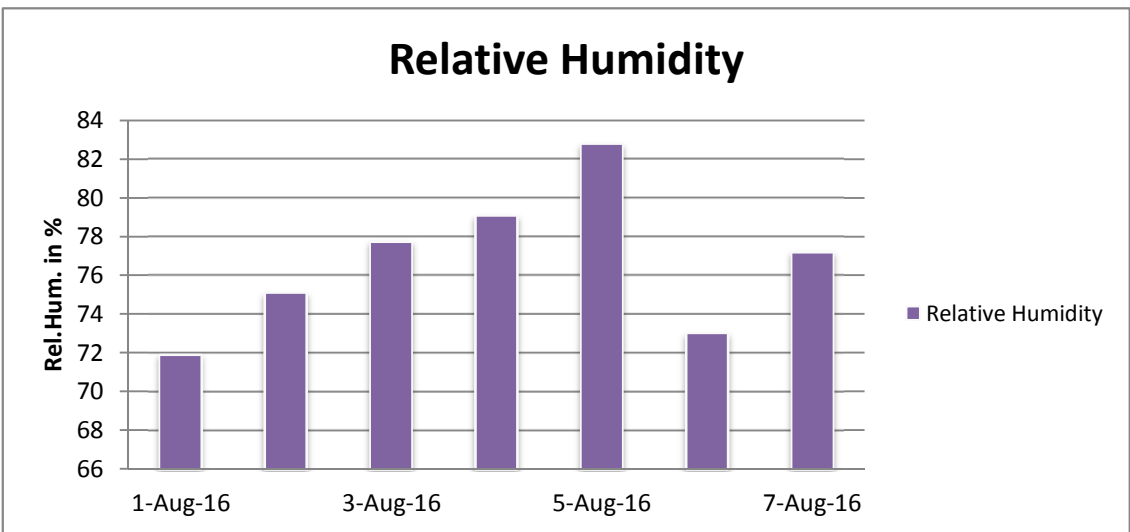
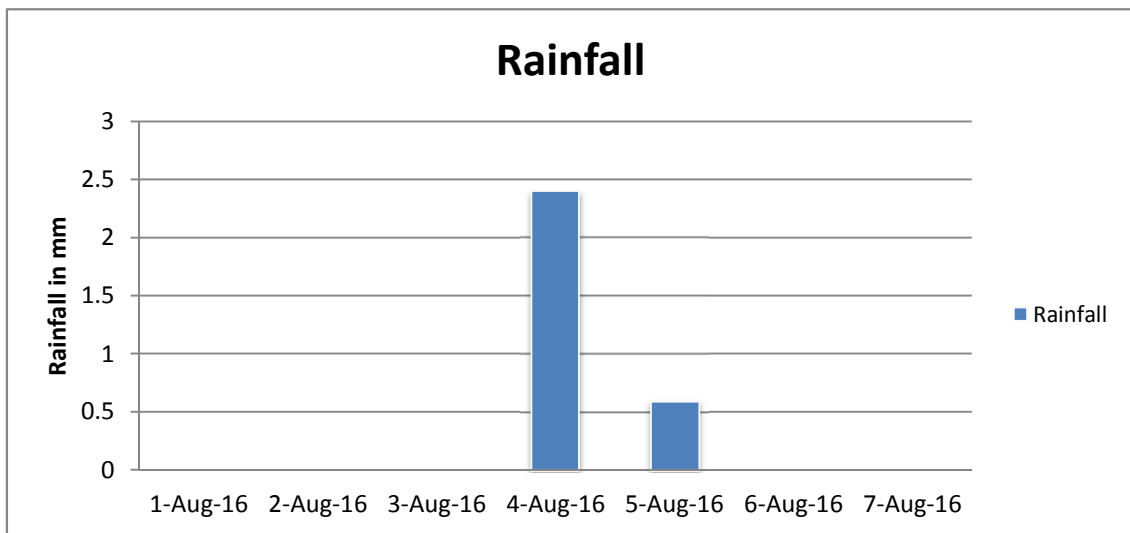
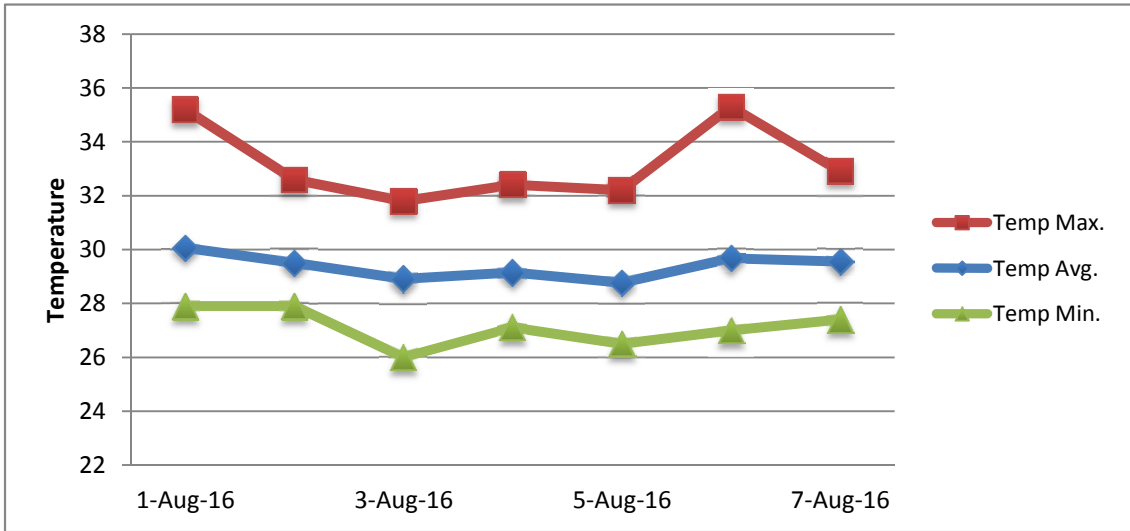
RAIN			DATE	TIME
Rainfall total	3.0	mm	-	-
Rainfall 24 hour's maximum	2.4	mm	4-Aug-16	-
Rainfall amount of days >= 1.0 mm	1		-	-
Rainfall cumulative	62.9	mm	-	-
TEMPERATURE				
Temperature weekly average	29.4	°C	-	-
Temperature weekly max. average	33.2	°C	-	-
Temperature absolute max.	35.3	°C	6-Aug-16	13:04
Temperature weekly min. average	27.1	°C	-	-
Temperature absolute min.	26.0	°C	3-Aug-16	11:44
Relative humidity weekly average	76.7	%	-	-
WIND				
Wind speed weekly average	12.8	kts	-	-
Wind speed average max.	26.3	kts	-	-
Wind speed absolute max.	33	kts	3-Aug-16	10:32
Wind vector weekly average	99	°	-	-
Wind energy potential total *	31,407	KWhr / m <sup>2</sup>	-	-
Wind energy weekly average *	4487	Whr / m <sup>2</sup> / day	-	-
Wind energy potential maximum *	6272	Whr / m <sup>2</sup> / day	1-Aug-16	-
Wind energy potential minimum *	1167	Whr / m <sup>2</sup> / day	5-Aug-16	-
EVAPORATION				
Evaporation daily average	9.34	mm	-	-
Evaporation weekly total	65.38	mm	-	-
Evaporation maximum	13.82	mm	1-Aug-16	-
SUNSHINE				
Sunshine duration weekly average	9 hrs	27 min	-	-
Sunshine absolute max.	11 hrs	30 min	7-Aug-16	-
Sunshine absolute min.	4 hrs	42 min	5-Aug-16	-
Solar radiation weekly average	6026	Whr / m <sup>2</sup> / day	-	-
Solar radiation absolute max.	7245	Whr / m <sup>2</sup> / day	-	-
Solar radiation absolute min.	4875	Whr / m <sup>2</sup> / day	-	-
REMARKS				

\* Wind energy at a height of 10 m for windspeeds of 4 m/s or more.

\_ Blank field - No data available



# METEOROLOGICAL DEPARTMENT CURAÇAO CLIMATOLOGICAL SUMMARY



# METEOROLOGICAL DEPARTMENT CURAÇAO CLIMATOLOGICAL SUMMARY

