

# METEOROLOGICAL DEPARTMENT CURAÇAO

## CLIMATOLOGICAL SUMMARY

**Week 38**

<b>Week Starting:</b>	17-Sep	2015
<b>Week Ending:</b>	0-Jan	2015

**Station: HATO, Airport**

RAIN			DATE	TIME
Rainfall total	5.0	mm	-	-
Rainfall percentage total / (long-term average)	-	-	-	-
Rainfall 24 hour's maximum	3.1	mm	18-Sep-15	-
Rainfall amount of days $\geq$ 1.0 mm	2		-	-
Rainfall cumulative	177.0	mm	-	-
TEMPERATURE				
Temperature weekly average	29.7	°C	-	-
Temperature weekly max. average	33.4	°C	-	-
Temperature absolute max.	34.5	°C	14-Sep-15	12:18
Temperature weekly min. average	27.6	°C	-	-
Temperature absolute min.	25.6	°C	18-Sep-15	6:05
Relative humidity weekly average	77.3	%	-	-
WIND				
Wind speed weekly average	11.3	kts	-	-
Wind speed average max.	23.3	kts	-	-
Wind speed absolute max.	26	kts	16-Sep-15	12:25
Wind vector weekly average	102	°	-	-
Wind energy potential total *	20,495	KWhr / m <sup>2</sup>	-	-
Wind energy weekly average *	2928	Whr / m <sup>2</sup> /day	-	-
Wind energy potential maximum *	4140	Whr / m <sup>2</sup> /day	13-Sep-15	-
Wind energy potential minimum *	1903	Whr / m <sup>2</sup> /day	11-Sep-15	-
EVAPORATION				
Evaporation daily average	9.32	mm	-	-
Evaporation weekly total	65.26	mm	-	-
Evaporation maximum	11.80	mm	13-Sep-15	-
SUNSHINE				
Sunshine duration weekly average	9 hrs	33 min	-	-
Sunshine absolute max.	10 hrs	30 min	16-Sep-15	-
Sunshine absolute min.	7 hrs	24 min	19-Sep-15	-
Solar radiation weekly average	-	Whr / m <sup>2</sup> /day	-	-
Solar radiation absolute max.	-	Whr / m <sup>2</sup> /day	-	-
Solar radiation absolute min.	-	Whr / m <sup>2</sup> /day	-	-
REMARKS				

\* Wind energy at a height of 10 m for windspeeds of 4 m/s or more.

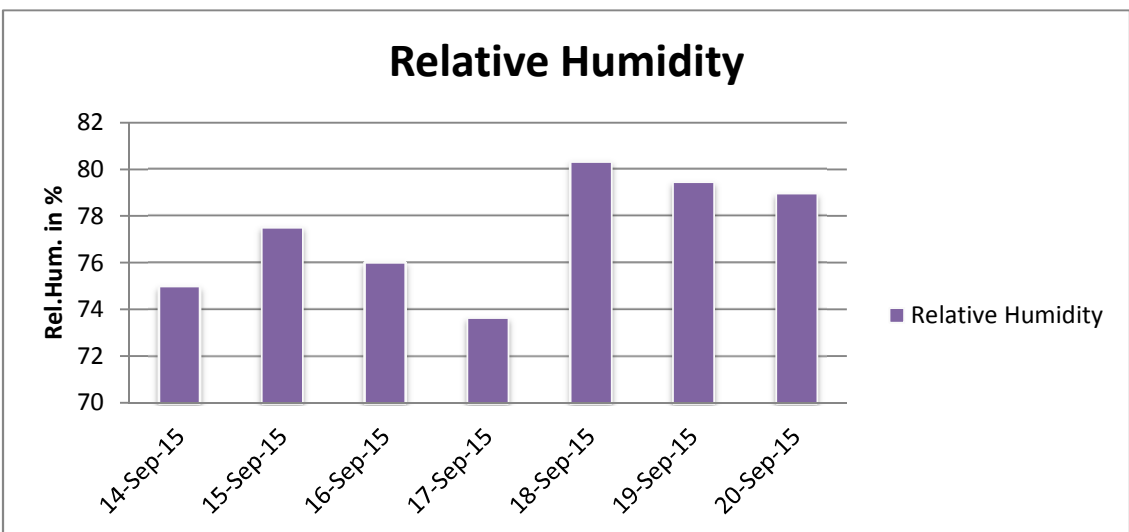
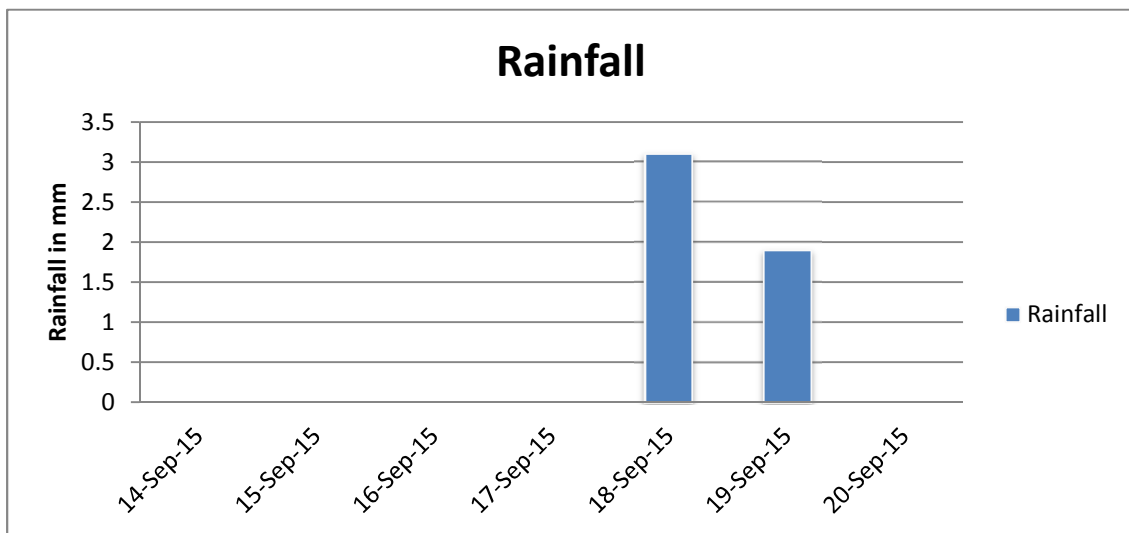
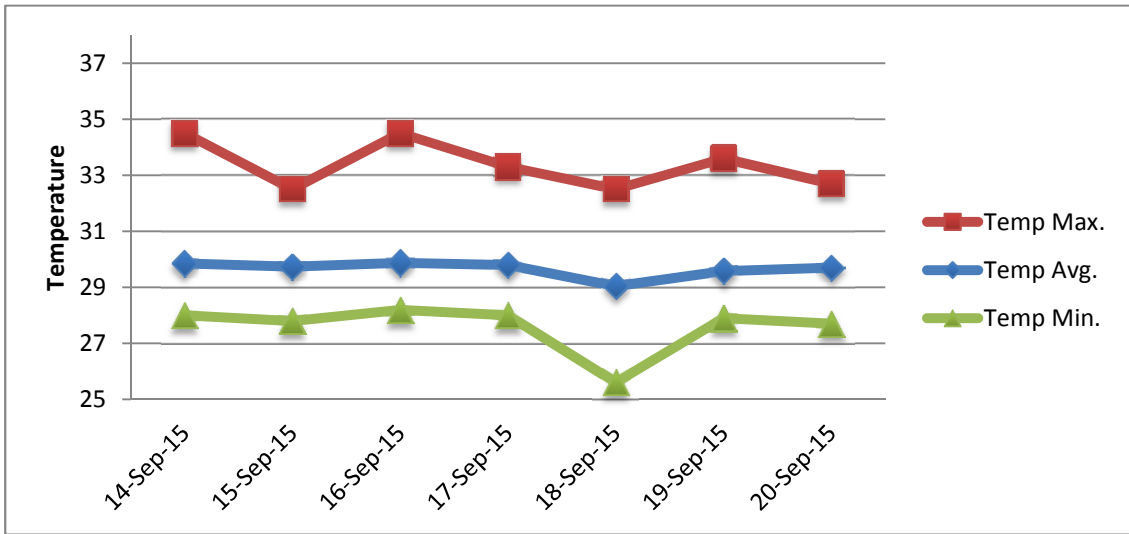
\*\* Extremes based on monthly data (30 years)

\*\*\* Sunshine duration in hrs (solar time)

\*\*\*\* Solar radiation (local time)



# METEOROLOGICAL DEPARTMENT CURAÇAO CLIMATOLOGICAL SUMMARY



# METEOROLOGICAL DEPARTMENT CURAÇAO CLIMATOLOGICAL SUMMARY

