

# METEOROLOGICAL DEPARTMENT CURAÇAO CLIMATOLOGICAL SUMMARY

**Week 41**

<b>Week Starting:</b>	5-Oct	2015
<b>Week Ending:</b>	11-Oct	2015

**Station: HATO, Airport**

RAIN			DATE	TIME
Rainfall total	0.0	mm	-	-
Rainfall 24 hour's maximum	0.0	mm	-	-
Rainfall amount of days >= 1.0 mm	-		-	-
Rainfall cumulative	180.1	mm	-	-
TEMPERATURE				
Temperature weekly average	29.9	°C	-	-
Temperature weekly max. average	34.0	°C	-	-
Temperature absolute max.	35.2	°C	5-Oct-15	11:40
Temperature weekly min. average	28.1	°C	-	-
Temperature absolute min.	27.8	°C	5-Oct-15	2:54
Relative humidity weekly average	75.0	%	-	-
WIND				
Wind speed weekly average	13.5	kts	-	-
Wind speed average max.	26.1	kts	-	-
Wind speed absolute max.	31	kts	6-Oct-15	9:46
Wind vector weekly average	112	°	-	-
Wind energy potential total *	34,936	KWhr / m <sup>2</sup>	-	-
Wind energy weekly average *	4991	Whr / m <sup>2</sup> / day	-	-
Wind energy potential maximum *	6469	Whr / m <sup>2</sup> / day	6-Oct-15	-
Wind energy potential minimum *	3945	Whr / m <sup>2</sup> / day	7-Oct-15	-
EVAPORATION				
Evaporation daily average	9.82	mm	-	-
Evaporation weekly total	58.9	mm	-	-
Evaporation maximum	11.03	mm	7-Oct-15	-
SUNSHINE				
Sunshine duration weekly average	8 hrs	32 min	-	-
Sunshine absolute max.	10 hrs	48 min	6-Oct-15	-
Sunshine absolute min.	7 hrs	0 min	10-Oct-15	-
Solar radiation weekly average	-	Whr / m <sup>2</sup> / day	-	-
Solar radiation absolute max.	-	Whr / m <sup>2</sup> / day	-	-
Solar radiation absolute min.	-	Whr / m <sup>2</sup> / day	-	-
REMARKS				

\* Wind energy at a height of 10 m for windspeeds of 4 m/s or more.

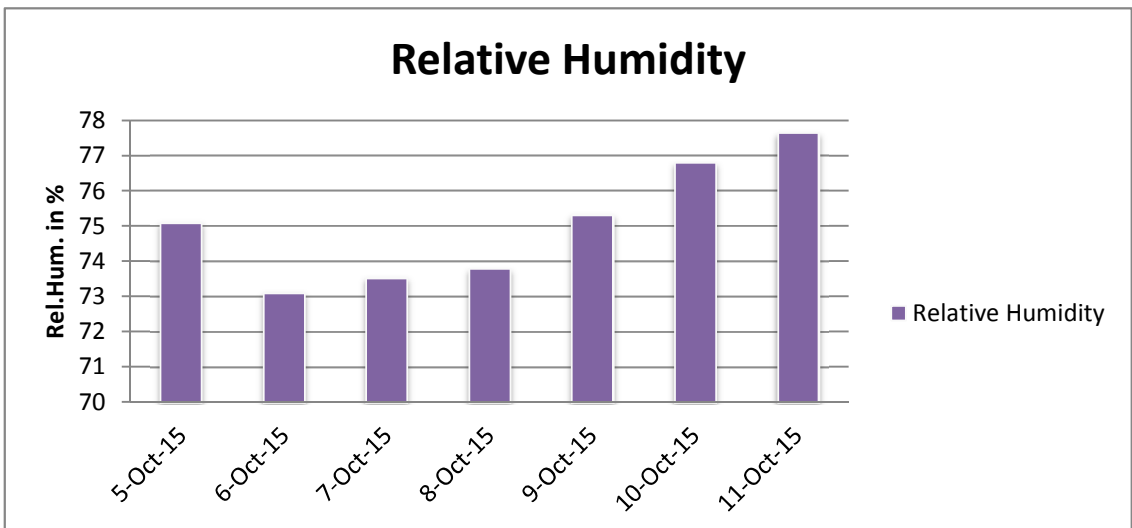

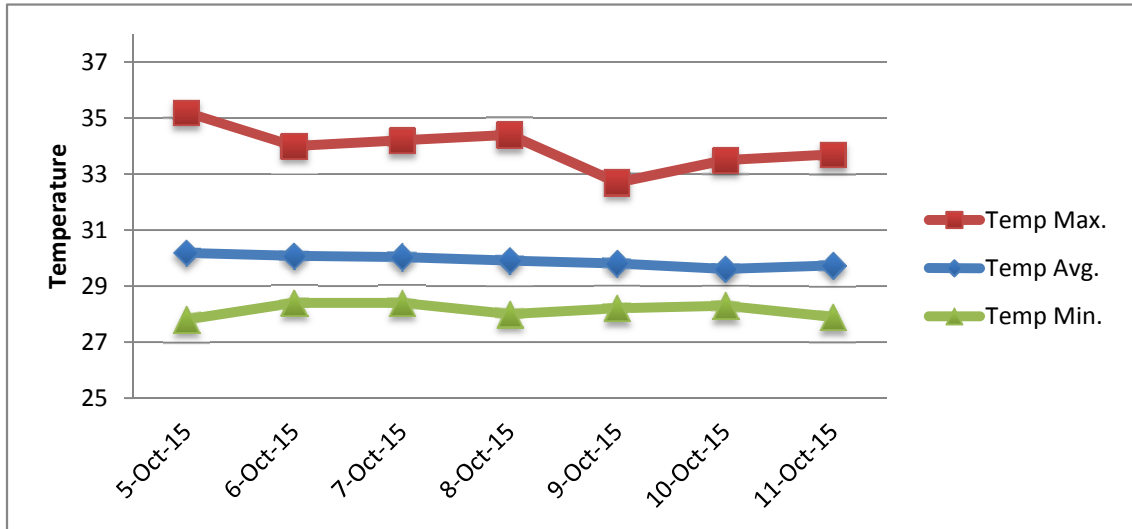
\*\* Extremes based on monthly data (30 years)

\*\*\* Sunshine duration in hrs (solar time)

\*\*\*\* Solar radiation (local time)



# METEOROLOGICAL DEPARTMENT CURAÇAO CLIMATOLOGICAL SUMMARY



# METEOROLOGICAL DEPARTMENT CURAÇAO CLIMATOLOGICAL SUMMARY

