

# METEOROLOGICAL DEPARTMENT CURAÇAO

## CLIMATOLOGICAL SUMMARY

**Week 46**

<b>Week Starting:</b>	9-Nov	2015
<b>Week Ending:</b>	15-Nov	2015

**Station: HATO, Airport**

RAIN			DATE	TIME
Rainfall total	6.9	mm	-	-
Rainfall 24 hour's maximum	6.1	mm	11-Nov-15	-
Rainfall amount of days >= 1.0 mm	1		-	-
Rainfall cumulative	258.7	mm	-	-
TEMPERATURE				
Temperature weekly average	28.6	°C	-	-
Temperature weekly max. average	31.4	°C	-	-
Temperature absolute max.	31.9	°C	14-Nov-15	11:50
Temperature weekly min. average	26.8	°C	-	-
Temperature absolute min.	25.1	°C	10-Nov-15	12:09
Relative humidity weekly average	78.9	%	-	-
WIND				
Wind speed weekly average	14.0	kts	-	-
Wind speed average max.	28.4	kts	-	-
Wind speed absolute max.	33	kts	10-Nov-15	12:05
Wind vector weekly average	117	°	-	-
Wind energy potential total *	39,416	KWhr / m <sup>2</sup>	-	-
Wind energy weekly average *	5631	Whr / m <sup>2</sup> / day	-	-
Wind energy potential maximum *	7560	Whr / m <sup>2</sup> / day	15-Nov-15	-
Wind energy potential minimum *	4263	Whr / m <sup>2</sup> / day	12-Nov-15	-
EVAPORATION				
Evaporation daily average	6.83	mm	-	-
Evaporation weekly total	47.79	mm	-	-
Evaporation maximum	7.86	mm	13-Nov-15	-
SUNSHINE				
Sunshine duration weekly average	9 hrs	33 min	-	-
Sunshine absolute max.	10 hrs	42 min	9-Nov-15	-
Sunshine absolute min.	8 hrs	54 min	10-Nov-15	-
Solar radiation weekly average	-	Whr / m <sup>2</sup> / day	-	-
Solar radiation absolute max.	-	Whr / m <sup>2</sup> / day	-	-
Solar radiation absolute min.	-	Whr / m <sup>2</sup> / day	-	-
REMARKS				

\* Wind energy at a height of 10 m for windspeeds of 4 m/s or more.

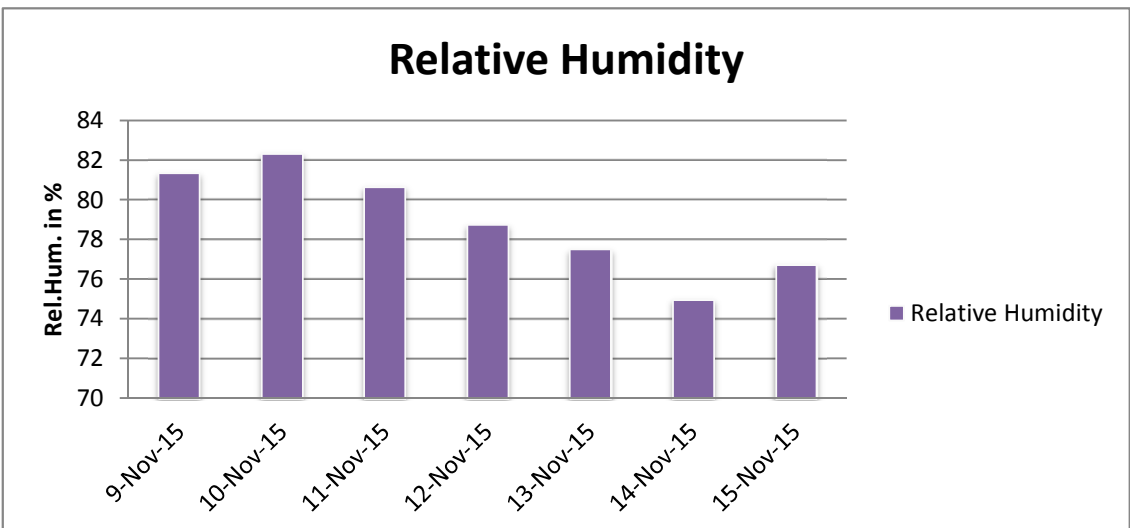
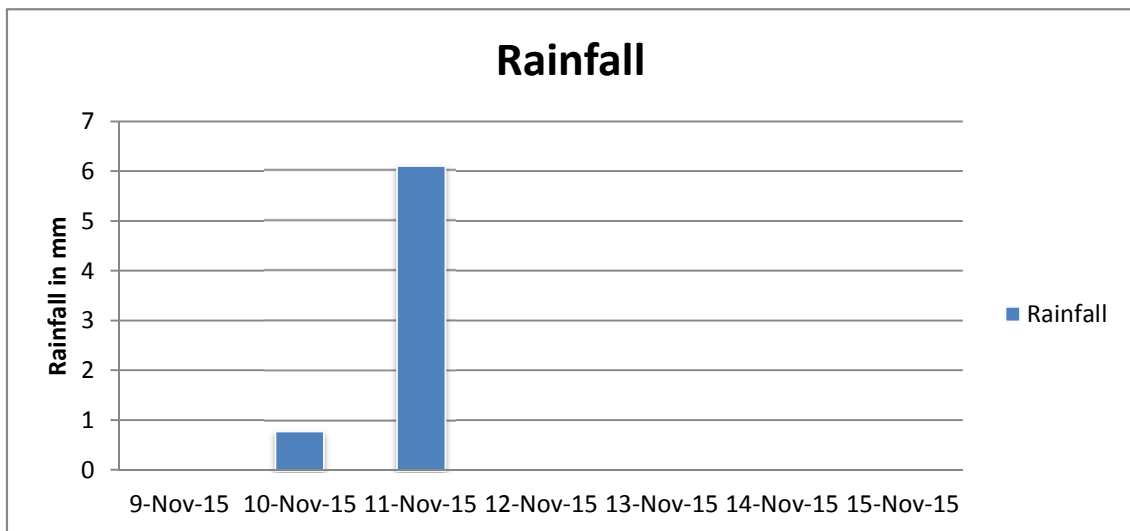
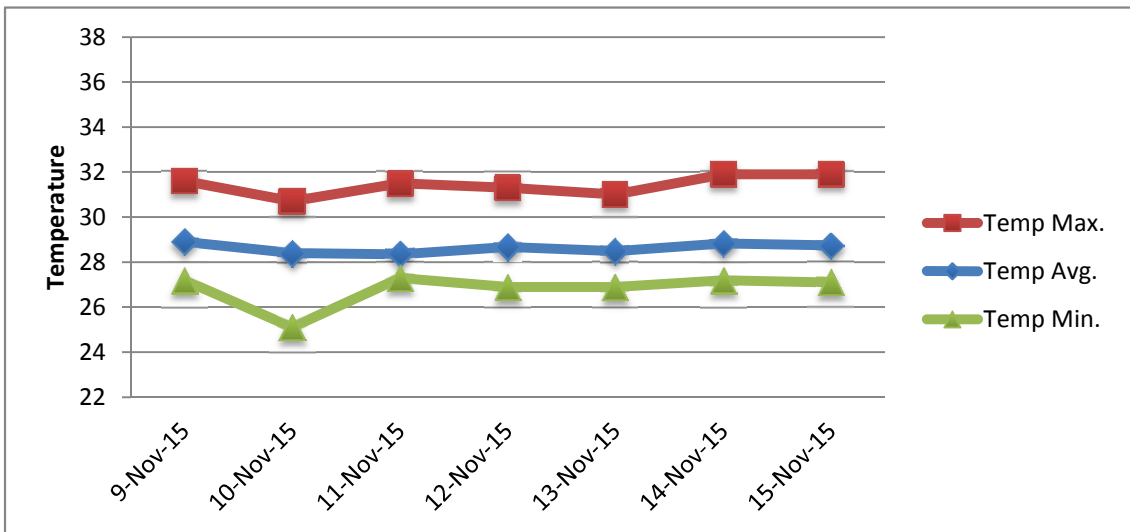
\*\* Extremes based on monthly data (30 years)

\*\*\* Sunshine duration in hrs (solar time)

\*\*\*\* Solar radiation (local time)



# METEOROLOGICAL DEPARTMENT CURAÇAO CLIMATOLOGICAL SUMMARY



# METEOROLOGICAL DEPARTMENT CURAÇAO CLIMATOLOGICAL SUMMARY

