

# METEOROLOGICAL DEPARTMENT CURAÇAO CLIMATOLOGICAL SUMMARY

**Week 48**

<b>Week Starting:</b>	23-Nov	2015
<b>Week Ending:</b>	29-Nov	2015

**Station: HATO, Airport**

RAIN			DATE	TIME
Rainfall total	60.5	mm	-	-
Rainfall 24 hour's maximum	55.7	mm	29-Nov-15	-
Rainfall amount of days >= 1.0 mm	2		-	-
Rainfall cumulative	336.1	mm	-	-
TEMPERATURE				
Temperature weekly average	28.1	°C	-	-
Temperature weekly max. average	31.1	°C	-	-
Temperature absolute max.	32.6	°C	27-Nov-15	12:48
Temperature weekly min. average	26.0	°C	-	-
Temperature absolute min.	24.6	°C	28-Nov-15	12:54
Relative humidity weekly average	81.8	%	-	-
WIND				
Wind speed weekly average	11.6	kts	-	-
Wind speed average max.	23.4	kts	-	-
Wind speed absolute max.	30	kts	28-Nov-15	12:41
Wind vector weekly average	117	°	-	-
Wind energy potential total *	22,601	KWhr / m <sup>2</sup>	-	-
Wind energy weekly average *	3229	Whr / m <sup>2</sup> / day	-	-
Wind energy potential maximum *	3771	Whr / m <sup>2</sup> / day	27-Nov-15	-
Wind energy potential minimum *	2633	Whr / m <sup>2</sup> / day	24-Nov-15	-
EVAPORATION				
Evaporation daily average	6.55	mm	-	-
Evaporation weekly total	45.82	mm	-	-
Evaporation maximum	10.74	mm	25-Nov-15	-
SUNSHINE				
Sunshine duration weekly average	8 hrs	24 min	-	-
Sunshine absolute max.	10 hrs	24 min	25-Nov-15	-
Sunshine absolute min.	0 hrs	12 min	28-Nov-15	-
Solar radiation weekly average	-	Whr / m <sup>2</sup> / day	-	-
Solar radiation absolute max.	-	Whr / m <sup>2</sup> / day	-	-
Solar radiation absolute min.	-	Whr / m <sup>2</sup> / day	-	-
REMARKS				

\* Wind energy at a height of 10 m for windspeeds of 4 m/s or more.

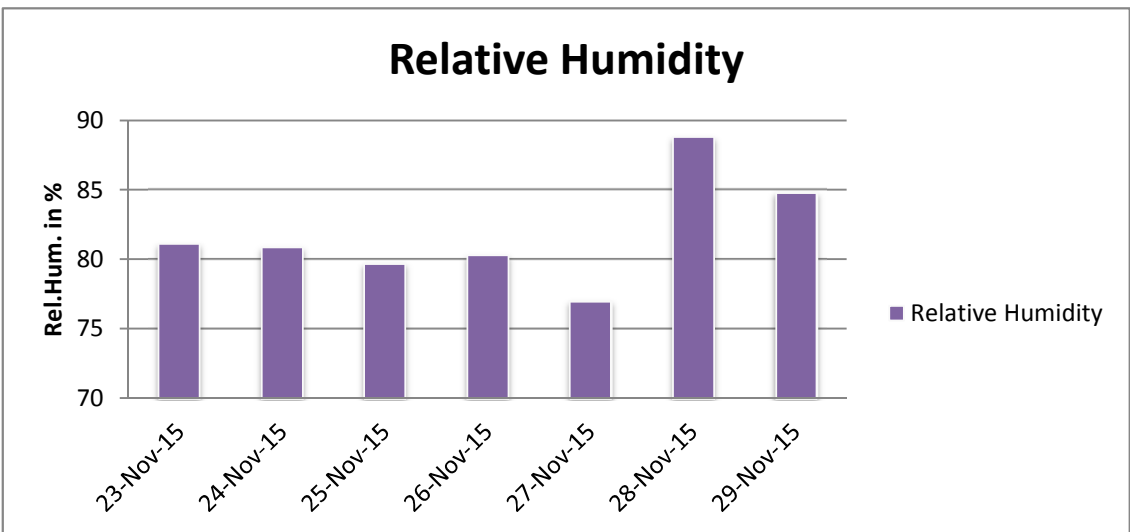
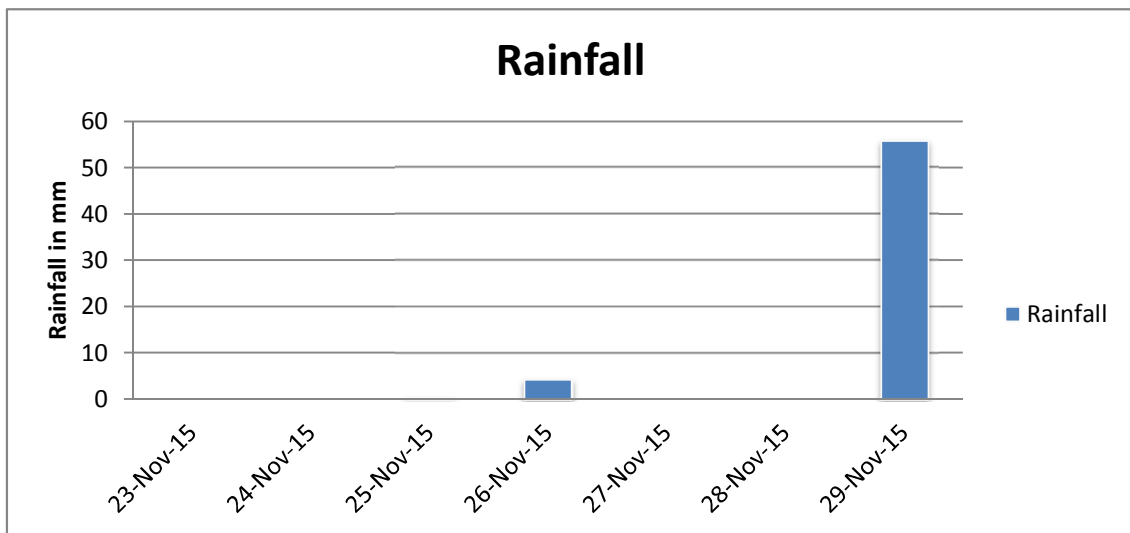
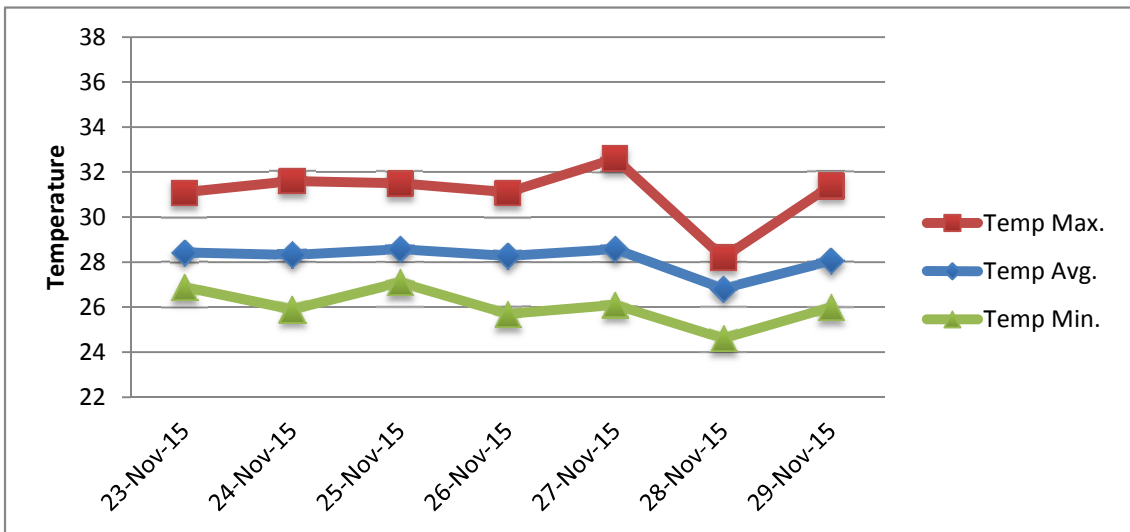
\*\* Extremes based on monthly data (30 years)

\*\*\* Sunshine duration in hrs (solar time)

\*\*\*\* Solar radiation (local time)



# METEOROLOGICAL DEPARTMENT CURAÇAO CLIMATOLOGICAL SUMMARY



# METEOROLOGICAL DEPARTMENT CURAÇAO CLIMATOLOGICAL SUMMARY

