

# METEOROLOGICAL DEPARTMENT CURAÇAO CLIMATOLOGICAL SUMMARY

**Week 51**

<b>Week Starting:</b>	14-Dec	2015
<b>Week Ending:</b>	20-Dec	2015

**Station: HATO, Airport**

RAIN			DATE	TIME
Rainfall total	0.0	mm	-	-
Rainfall 24 hour's maximum	0.0	mm	-	-
Rainfall amount of days >= 1.0 mm	0		-	-
Rainfall cumulative	337.0	mm	-	-
TEMPERATURE				
Temperature weekly average	27.8	°C	-	-
Temperature weekly max. average	30.6	°C	-	-
Temperature absolute max.	31.5	°C	17-Dec-15	11:48
Temperature weekly min. average	26.6	°C	-	-
Temperature absolute min.	26.4	°C	19-Dec-15	5:58
Relative humidity weekly average	80.8	%	-	-
WIND				
Wind speed weekly average	15.2	kts	-	-
Wind speed average max.	29.1	kts	-	-
Wind speed absolute max.	34	kts	17-Dec-15	12:37
Wind vector weekly average	120	°	-	-
Wind energy potential total *	49,264	KWhr / m <sup>2</sup>	-	-
Wind energy weekly average *	7038	Whr / m <sup>2</sup> / day	-	-
Wind energy potential maximum *	9599	Whr / m <sup>2</sup> / day	17-Dec-15	-
Wind energy potential minimum *	5113	Whr / m <sup>2</sup> / day	14-Dec-15	-
EVAPORATION				
Evaporation daily average	6.08	mm	-	-
Evaporation weekly total	42.59	mm	-	-
Evaporation maximum	7.70	mm	19-Dec-15	-
SUNSHINE				
Sunshine duration weekly average	6 hrs	39 min	-	-
Sunshine absolute max.	9 hrs	48 min	19-Dec-15	-
Sunshine absolute min.	3 hrs	36 min	15-Dec-15	-
Solar radiation weekly average	-	Whr / m <sup>2</sup> / day	-	-
Solar radiation absolute max.	-	Whr / m <sup>2</sup> / day	-	-
Solar radiation absolute min.	-	Whr / m <sup>2</sup> / day	-	-
REMARKS				

\* Wind energy at a height of 10 m for windspeeds of 4 m/s or more.

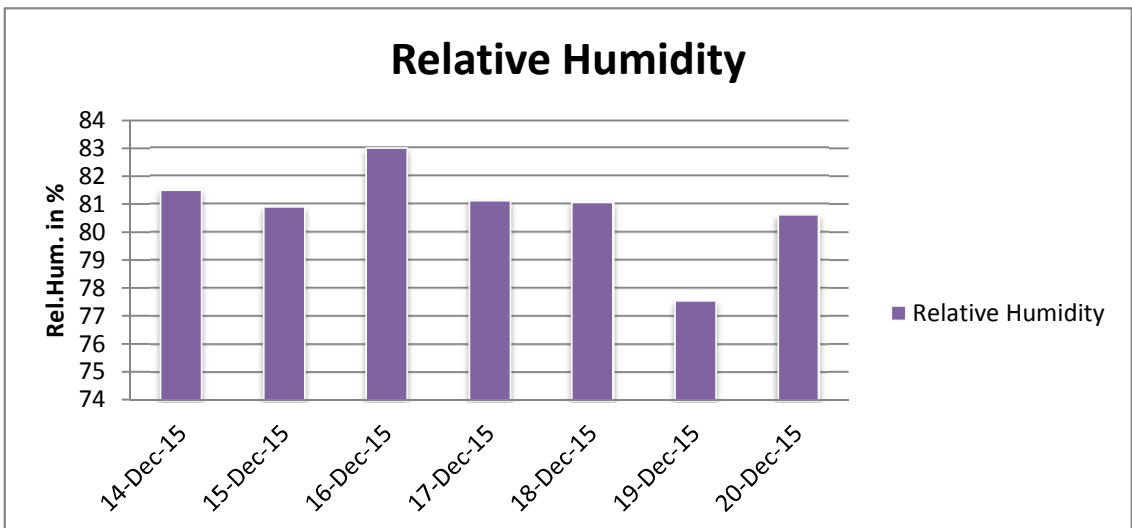
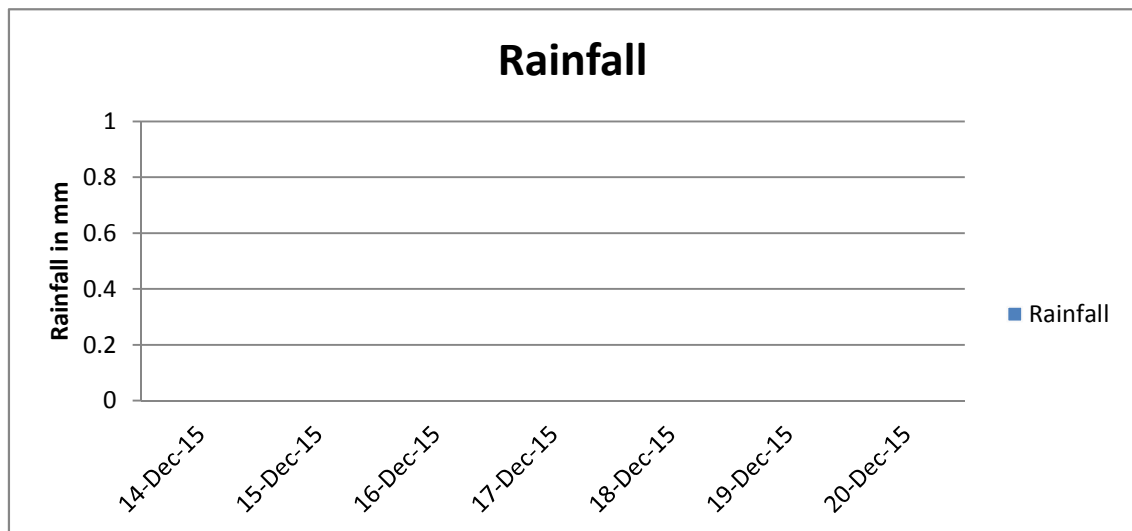
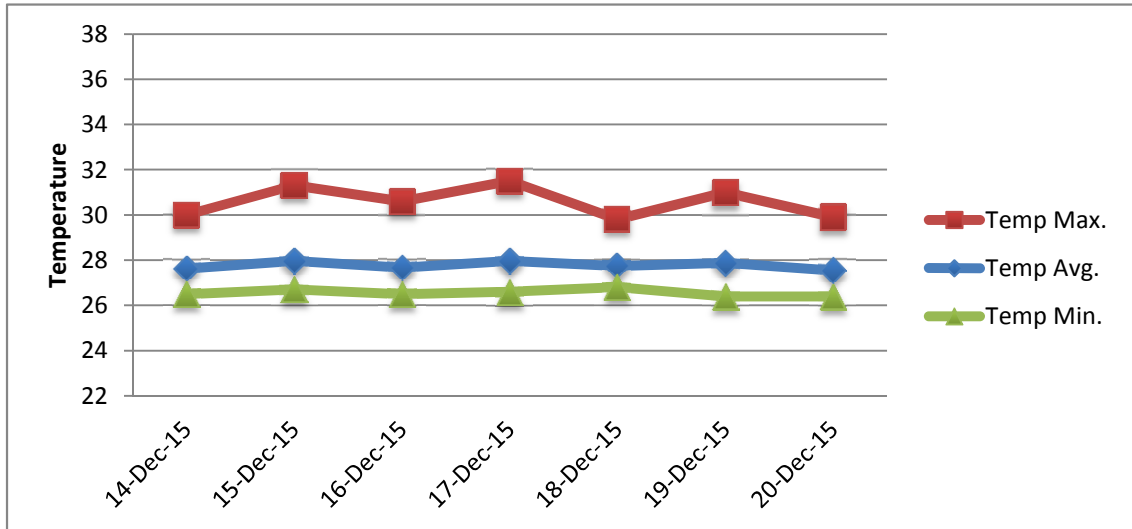
\*\* Extremes based on monthly data (30 years)

\*\*\* Sunshine duration in hrs (solar time)

\*\*\*\* Solar radiation (local time)



# METEOROLOGICAL DEPARTMENT CURAÇAO CLIMATOLOGICAL SUMMARY



# METEOROLOGICAL DEPARTMENT CURAÇAO CLIMATOLOGICAL SUMMARY

